


Hermetically Sealed Absorptive Coaxial SP2T Switch 2GHz-18GHz



Product Description

RFSP2TA0218G-H is a hermetically sealed absorptive coaxial single pole double throw switch with a frequency range of 2 to 18GHz.

The power input of this switch is 30 dBm Max. The insertion loss is 1.6dB with a typical isolation of 70dB.

The product features of fast switching speed, low insertion loss and high isolation.

The working temperature of this product is between - 40°C and + 85°C

Features

- TTL compatible driver included
- Fast Switching Speed
- Low Power Cold Switching
- Insertion Loss 1.6dB
- Isolation 70dB Typical
- 50 Ohm Matched

Typical Applications

- Wireless Infrastructure
- Military and Aerospace Applications
- Test Instrumentation
- Radar Systems
- 5G Wireless Communications
- Microwave Radio Systems
- TR Modules
- Research and Development
- Cellular Base Stations

Electrical Specifications(TA = +25°C), Vdd = +5V, TTL = 0 / +5V

Parameter	Min	Typ	Max	Min	Typ	Max	Min	Typ	Max	Units
Frequency Range		2-8			8-12			12-18		GHz
Insertion Loss		1.2	1.5		1.6	2.0		2.2	2.5	dB
Insertion Loss Temperature Coefficient		0.003			0.003			0.003		dB/ °C
Isolation	60	75		60	70		55	60		dB
Input VSWR		1.4	1.5		1.5	2.0		1.6	2.0	: 1
Output VSWR		1.4	1.5		1.5	2.0		1.6	2.0	: 1
RF Input Power (CW)			30			30			30	dBm
DC Power Dissipation		0.5			0.5			0.5		W
0.1dB Compression Point (P0.1dB)		30			30			30		dBm
IIP3		45			40			39		dBm
Switching Speed					100 Max.					ns
Bias Current (+5V)					150 Max.					mA
Weight					0.05 Max.					lbs
Impedance					50					Ω
Input / Output Connectors	SMA-Female(Input) – SMA-Female(Output)									
Package	Epoxy Sealed (Standard) Hermetically Sealed (Optional)									

Absolute Maximum Ratings

Parameter	Rating
Biasing	+5V±10%

* TTL pins cannot be connected to the negative voltage otherwise the internal driver will be damaged.

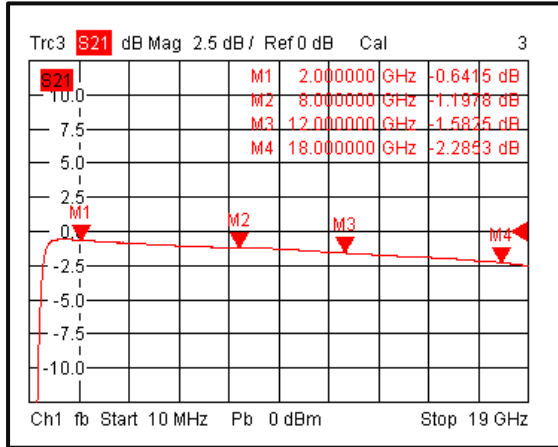
Environmental Specifications and Test Standards

Parameter	Description
Operational Temperature	-40°C to +85°C (Case Temperature)
Storage Temperature	-50°C to +105°C
Thermal Shock	-40°C → +85°C (5 Cycles / 10 hours)
**Random Vibration	MIL-STD-202G Table 214-I, Test Condition Letter C 1.5 Hours Per Axis
High Temperature Burn In	Temperature +85°C for 72 Hours
Shock	1. Weight >20g, 50g half sine wave for 11ms, Speed variation 3.44m/s 2. Weight <=20g, 100g Half sine wave for 6ms, Speed variation 3.75m/s 3. Total 18 times (6 directions, 3 repetitions per direction).
Altitude	Standard: 30,000 Ft (Epoxy Sealed Controlled Environment) Optional: Hermetically Sealed (60,000 ft. 1.0 PSI min)
Hermetically Sealed (Optional)	MIL-STD-883 (For Hermetically Sealed Units)

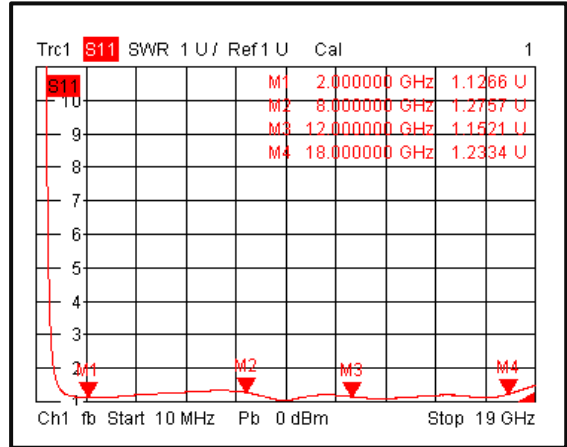
*For vibration testing details please see additional information section.

Typical Performance Plots

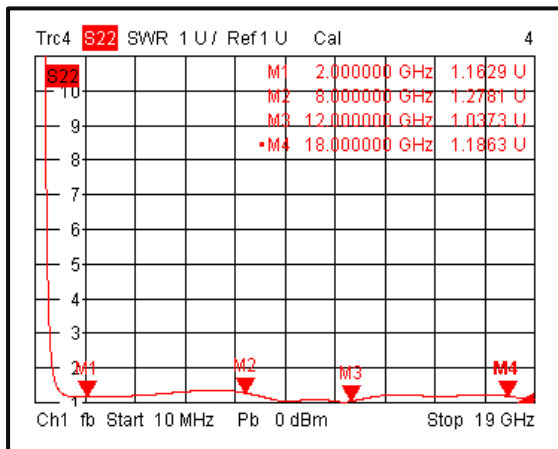
Insertion Loss @+25°C



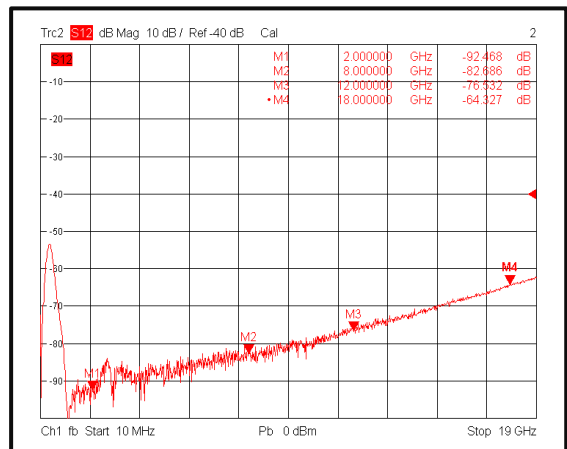
Input VSWR @+25°C



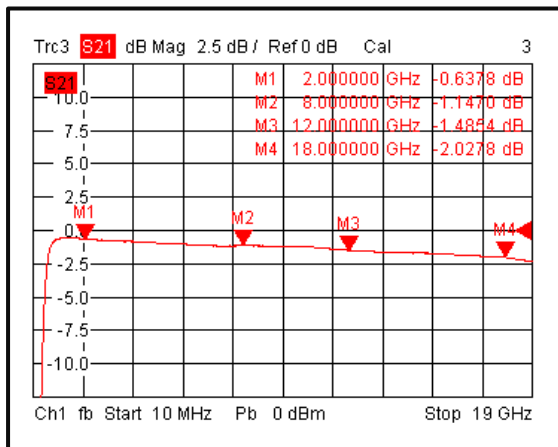
Output VSWR @+25°C



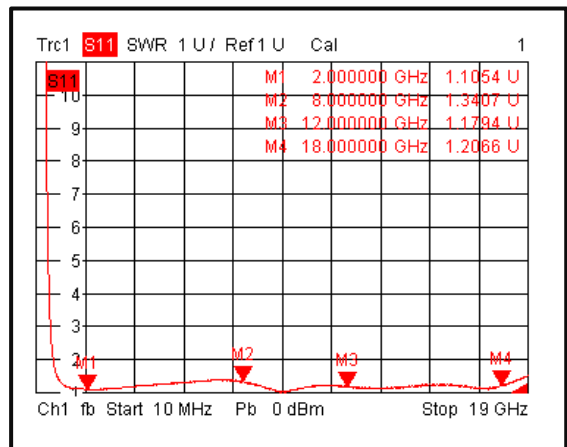
Isolation @+25°C



Insertion Loss @-40°C

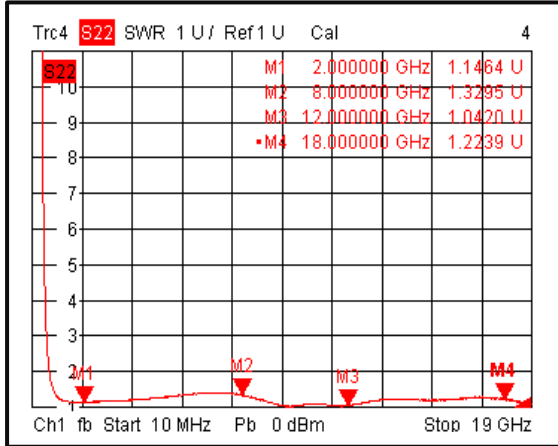


Input VSWR @-40°C

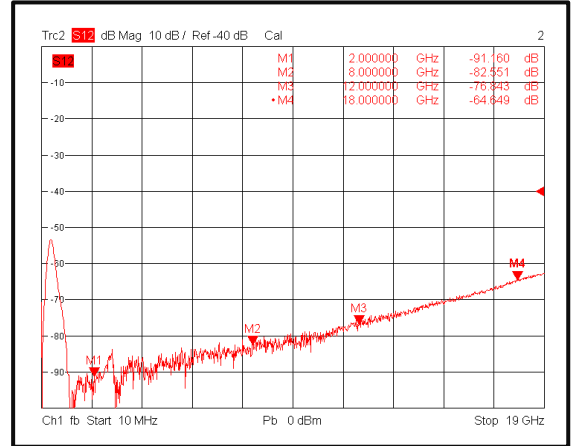


Typical Performance Plots

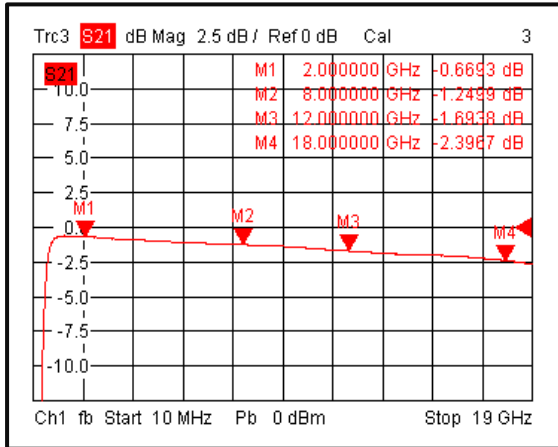
Output VSWR @-40°C



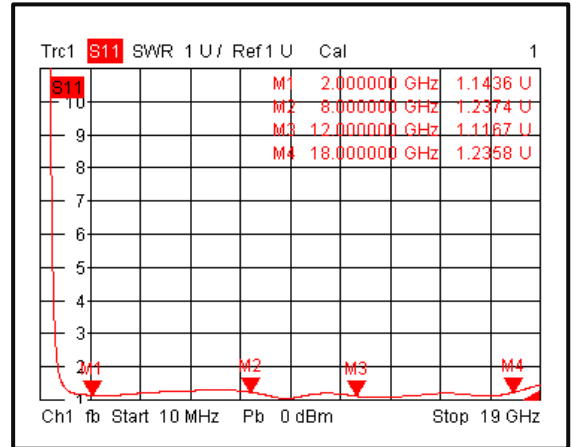
Isolation @-40°C



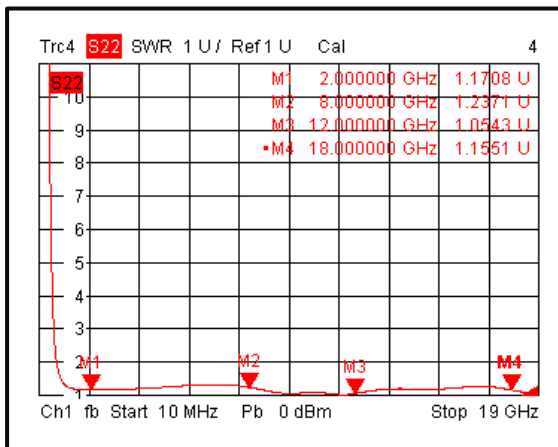
Insertion Loss @+85°C



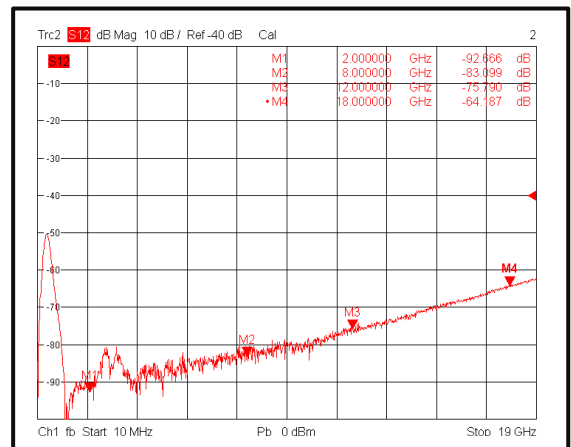
Input VSWR @+85°C



Output VSWR @+85°C

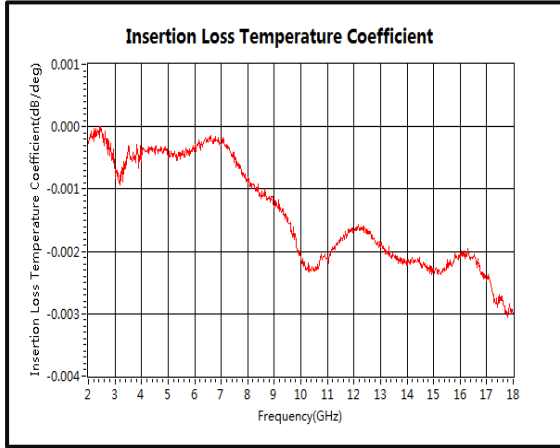


Isolation @+85°C

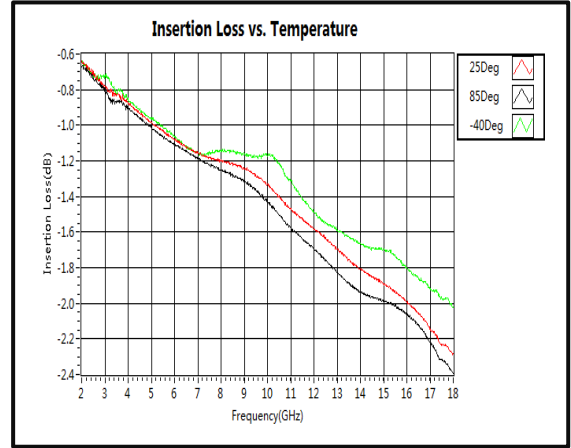


Typical Performance Plots

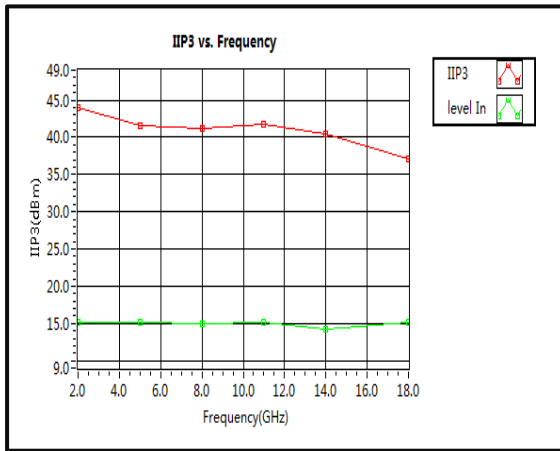
Insertion Loss Temperature Coefficient



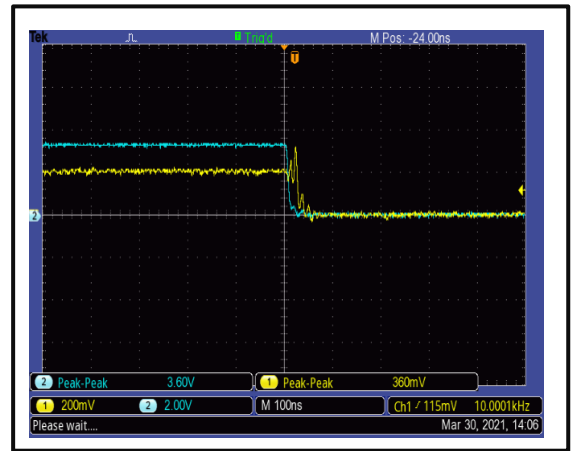
Insertion Loss vs. Temperature



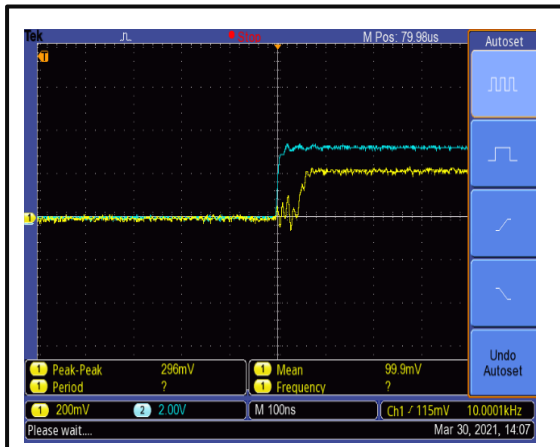
IIP3



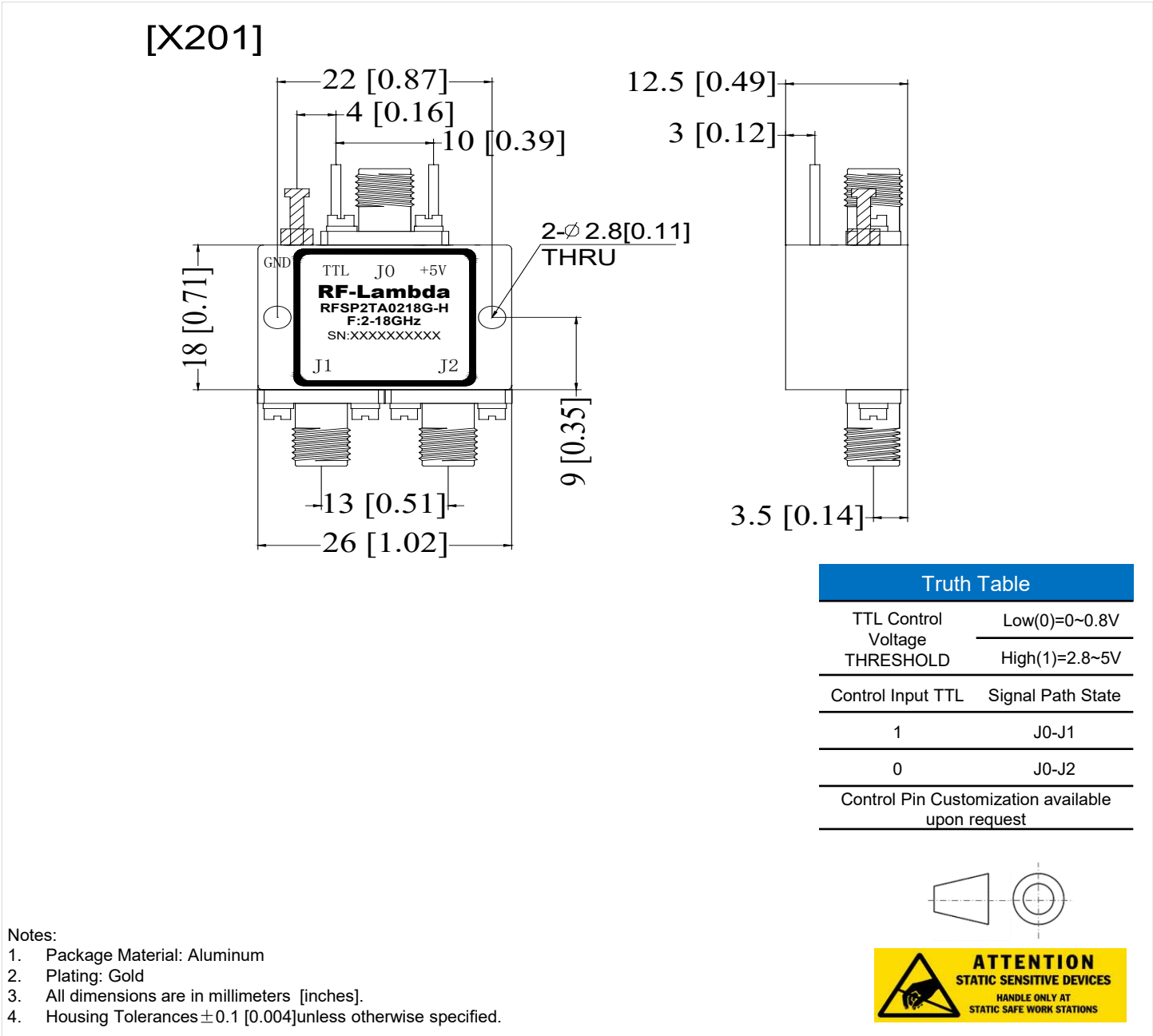
Switching Speed



Switching Speed



Outline Drawing



Additional Information

Documentation	Webpage
ESD Policy	https://rflambda.com/pdf/rflambda_esd_control.pdf
Connector Torque Specifications	https://www.rflambda.com/pdf/Torque_Specifications.pdf
Random Vibration Test Standard	https://www.rflambda.com/pdf/rflambda_random_vibration_MIL-STD-202G.pdf

Ordering Information

Part Number	Modification	Description
RFSP2TA0218G-H	Connectors SMA-Female	2-18GHz Hermetically Sealed SP2T PIN Diode Switch
RFSP2TA0218G	Connectors SMA-Female	2-18GHz SP2T PIN Diode Switch

Important Notice

The information contained herein is believed to be reliable. RF-Lambda makes no warranties regarding the information contained herein. RF-Lambda assumes no responsibility or liability whatsoever for any of the information contained herein. RF-Lambda assumes no responsibility or liability whatsoever for the use of the information contained herein. The information contained herein is provided "AS IS, WHERE IS" and with all faults, and the entire risk associated with such information is entirely with the user. All information contained herein is subject to change without notice. Customers should obtain and verify the latest relevant information before placing orders for RF-Lambda products. The information contained herein or any use of such information does not grant, explicitly or implicitly, to any party any patent rights, licenses, or any other intellectual property rights, whether with regard to such information itself or anything described by such information.

RF-Lambda products are not warranted or authorized for use as critical components in medical, life-saving, or life sustaining applications, or other applications where a failure would reasonably be expected to cause severe personal injury or death.