

Wide Band Power Amplifier 47GHz~51GHz



Features

- Wideband Solid State Power Amplifier
- Psat: +40dBm
- Gain: 14dB
- Supply Voltage: +28V

Typical Applications

- Wireless Infrastructure
- Military & Aerospace Applications
- Test Instrumentation

Electrical Specifications, $T_A = +25^{\circ}\text{C}$, $V_{cc} = +28\text{V}$

Parameter	Min.	Typ.	Max.	Units
Frequency Range	47 – 51			GHz
Gain		13.5		dB
Gain Flatness		±2		dB
Gain Variation Over Temperature (-45°C ~ +85°C)		±5		dB
Input Return Loss		12		dB
Output Return Loss		10		dB
Saturated Output Power (Psat)		35		dBm
Supply Current (+28 VDC)		1.7	2.2	A
Isolation S12		60		dB
Input Max Power (No Damage)	Psat – Gain			dBm
Weight	500			g
Impedance	50			Ohms
Input / Output Connectors	2.42mm-Female			
Finish	Gold Plated			
Material	Aluminum / Copper			
Package Sealing	Epoxy Sealed (Standard)			
	Hermetically Sealed (Optional)			

* P1dB, P3dB and Psat power test signal: 200µs pulse width with 10% duty cycle.

* For average CW power testing or increased duty cycle, a 5dB back off from Psat is required unless water/oil cooling system is applied.

Wide Band Solid State Power Amplifier 47 - 51GHz

Absolute Maximum Ratings

Supply Voltage	+30Vdc
RF Input Power (RFIN) Pin_max = Psat - Gainsat	Psat – Gain
Storage Temperature (°C)	-50 to +125

Note: Maximum RF input power is set to assure safety of amplifier. Input power may be increased at own risk to achieve full power of amplifier. Please reference gain and power curves.

Biasing Up Procedure

Step 1	Connect ground
Step 2	Connect input and output with 50 Ohm source/load. (in band VSWR<1.9:1 or >10dB return loss)
Step 3	Connect +28V
Power OFF Procedure	
Step 1	Turn off +28V
Step 2	Remove RF connection
Step 3	Remove ground

Environmental Specifications and Test Standards

Parameter	Standard	Description
Operational Temperature	MIL-STD-39016	-45°C~+85°C
Storage Temperature		-55°C~+125°C
Thermal Shock		1 Hour@ -45°C → 1 Hour @ +85°C (5 Cycles)
Random Vibration		Acceleration Spectral Density 6 (m/s) Total 92.6 RMS
Electrical & Temperature Burn In		Temperature +85°C for 72 Hours
Shock		1. Weight >20g, 50g half sine wave for 11ms, Speed variation 3.44m/s 2. Weight <=20g, 100g Half sine wave for 6ms, Speed variation 3.75m/s 3. Total 18 times (6 directions, 3 repetitions per direction).
Altitude		Standard: 30,000 Ft (Epoxy Sealed Controlled Environment) Optional: Hermetically Sealed (60,000 ft. 1.0 PSI min)
Hermetically Sealed (Optional)	MIL-STD-883	MIL-STD-883 (For Hermetically Sealed Units)

Note: The operating temperature for the unit is specified at the package base. It is the user's responsibility to ensure the part is in an environment capable of maintaining the temperature within the specified limits

Ordering Information

Part No.	Description
RP47G53GSPA	47GHz~53GHz Wide Band Power Amplifier

Amplifier Use

Ensure that the amplifier input and output ports are safely terminated into a proper 50 ohm load before turning on the power. Never operate the amplifier without a load. A proper 50 ohm load is defined as a load with impedance less than 1.9:1 or return loss larger than 10dB relative to 50 Ohm within the specified operating band width.

Power Supply Requirements

Power supply must be able to provide adequate current for the amplifier. Power supply should be able to provide 1.5 times the typical current or 1.2 times the maximum current (whichever is greater).

In most cases, RF-Lambda amplifiers will withstand severe mismatches without damage. However, operation with poor loads is discouraged. If prolonged operation with poor or unknown loads is expected, an external device such as an isolator or circulator should be used to protect the amplifier.

Ensure that the power is off when connecting or disconnecting the input or output of the amp.

Prevent overdriving the amplifier. Do not exceed the recommended input power level.

Adequate heat-sinking required for RF amplifier modules. Please inquire.

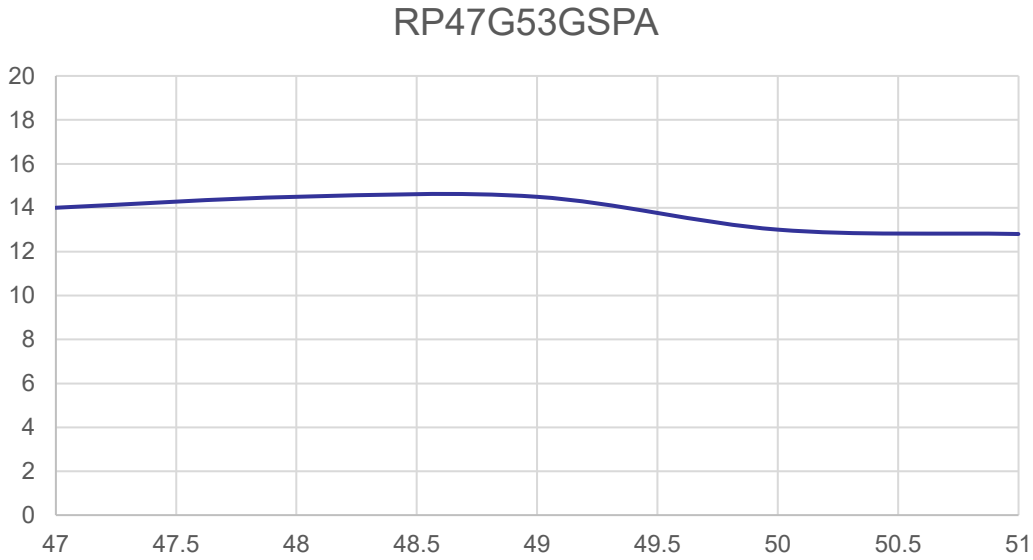
Amplifiers do not contain Thermal protection, Reverse DC polarity or Over voltage protection with the exception of a few models. Please inquire.

Proper electrostatic discharge (ESD) precautions are recommended to avoid performance degradation or loss of functionality.

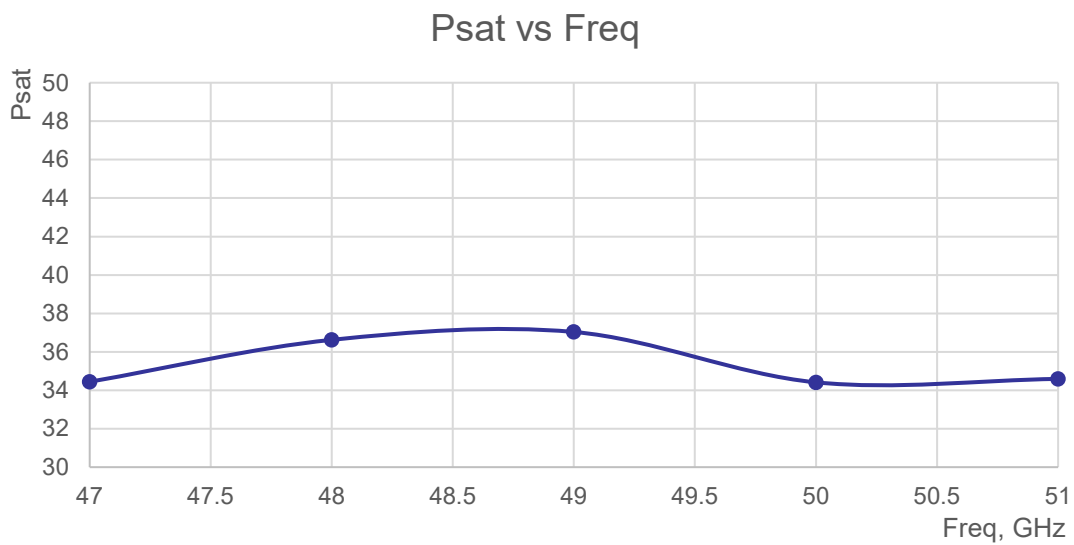
What is not covered with warranty?

Each of RF-Lambda amplifiers will go through power and temperature stress testing. Due to fragile of the die, IC or MMIC, those are not covered by warranty. Any damage to those will NOT be free to repair.

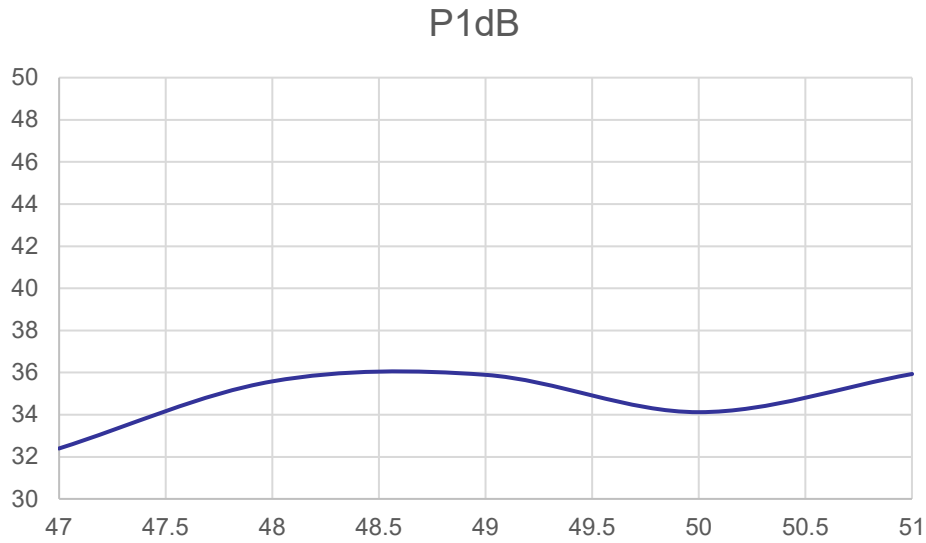
Gain vs. Frequency



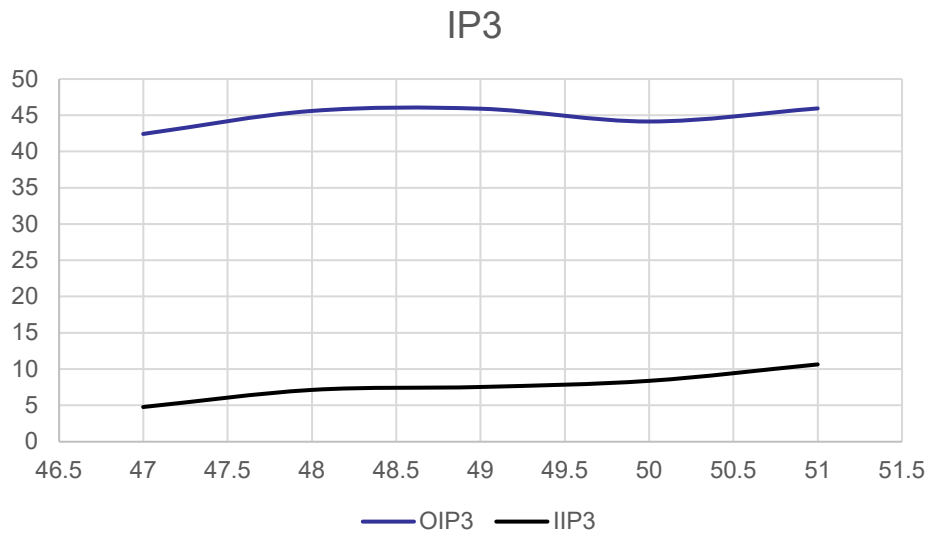
Psat vs. Frequency



P1dB vs. Frequency

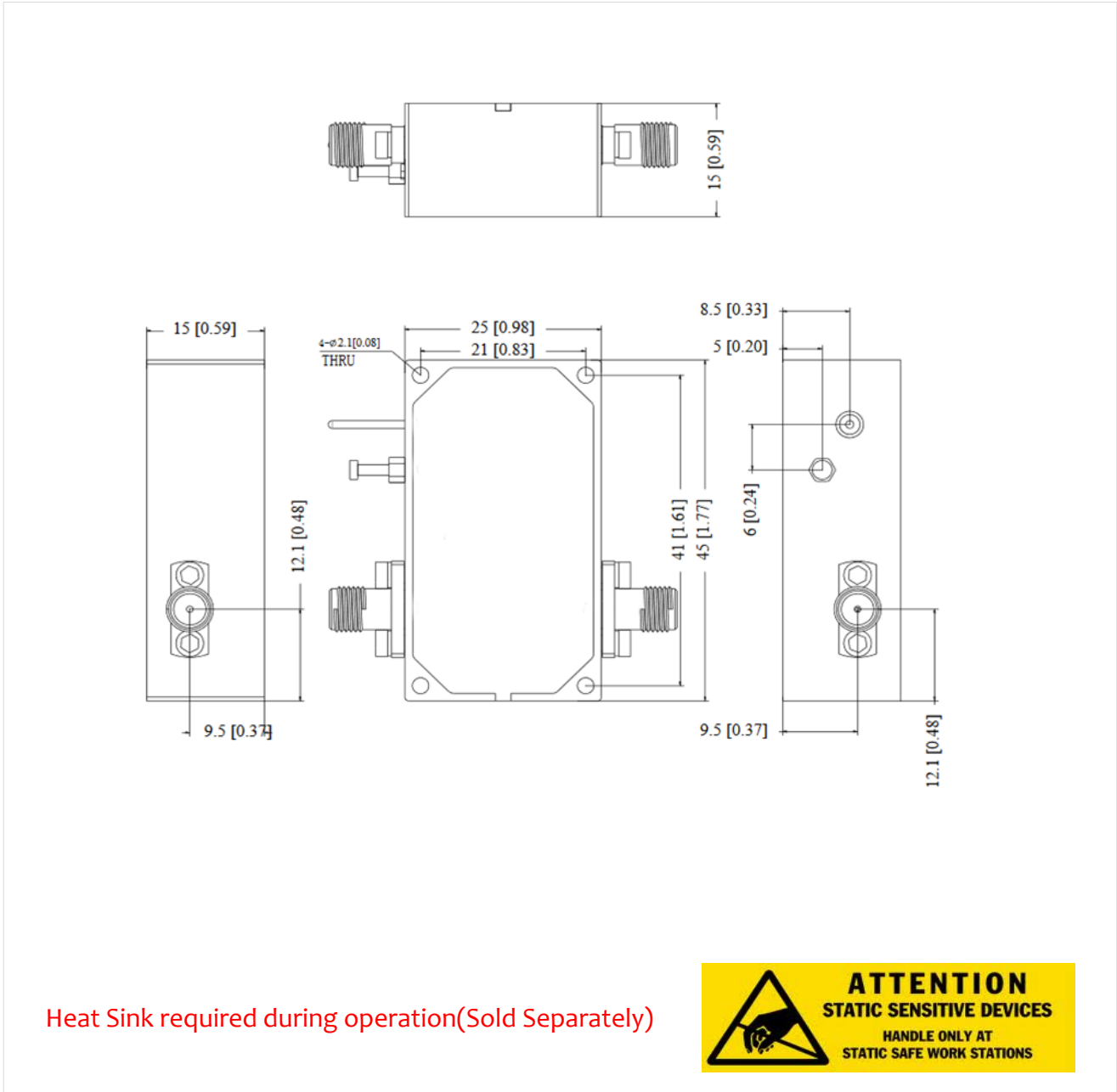


IP3 vs. Frequency



Outline Drawing:

All Dimensions in mm [inches]



Wide Band Solid State Power Amplifier 47 - 51GHz

Important Notice

The information contained herein is believed to be reliable. RF-Lambda makes no warranties regarding the information contained herein. RF-Lambda assumes no responsibility or liability whatsoever for any of the information contained herein. RF-Lambda assumes no responsibility or liability whatsoever for the use of the information contained herein. The information contained herein is provided "AS IS, WHERE IS" and with all faults, and the entire risk associated with such information is entirely with the user. All information contained herein is subject to change without notice. Customers should obtain and verify the latest relevant information before placing orders for RF-Lambda products. The information contained herein or any use of such information does not grant, explicitly or implicitly, to any party any patent rights, licenses, or any other intellectual property rights, whether with regard to such information itself or anything described by such information. RF-Lambda products are not warranted or authorized for use as critical components in medical, life-saving, or life sustaining applications, or other applications where a failure would reasonably be expected to cause severe personal injury or death.