



16GHz~21GHz 31W Power Amplifier



Features

- Wideband Solid State Power Amplifier
- 50 Ohm Matched.

Typical Applications

- Wireless Infrastructure
- Short Haul / High Capacity Links
- RF Microwave and Vsat
- Military & Aerospace Applications
- Test Instrumentation

Electrical Specifications, $T_A=25\text{ }^\circ\text{C}$

Parameter	Min	Typ	Max	Units
Frequency Range	16 ~ 21			GHz
Gain	36	43	46	dB
Input Return Loss		-10	-8	dB
Output Return Loss		-10	-6	dB
Output Power For 1dB Compression (P1dB)		43		dBm
Saturated Power (Psat)		45		dBm
Supply Current (Vdd=+36V)		2.0	9	A
Power Supply		36		V
Isolation S12	60	65		dB
RF Input Power		6		dBm
Weight	3000			g
Impedance	50			Ohms
Input / Output Connectors	2.4mm - Female			
Finishing	Gold Plating			
Material	Aluminum / Copper			

* P1dB, P3dB and Psat power testing signal: 200 μ s pulse width with 10% duty cycle.

* For average CW power testing, a 5dB back off from Psat is required unless water/oil cooling system is applied.

31W Power Amplifier 16GHz-21GHz



RF-LAMBDA

The power beyond expectations

RFLUPA16G21G04DBK

31W Power Amplifier 16GHz-21GHz

Absolute Maximum Ratings	
Supply Voltage	+40 Vdc
RF Input Power (RFIN)	Psat – Gain Sat
Storage Temperature (°C)	-50 to +125

Note: Maximum RF input power is set to assure safety of amplifier. Input power may be increased at own risk to achieve full power of amplifier. Please reference gain and power curves

Biasing Up Procedure	
Step 1	Connect Ground Pin
Step 2	Connect input and output with 50 Ohm source/load. (in band VSWR<1.9:1 or >10dB return loss)
Step 4	Connect +36V biasing
Power OFF Procedure	
Step 2	Turn off +36V biasing
Step 3	Remove RF connection
Step 4	Remove Ground.

Environmental Specifications	
Operational Temperature (°C)	-45 ~ +55
Altitude	30,000 ft. (Epoxy Sealed Controlled environment)
	60,000 ft 1.0psi min (Hermetically Sealed Un-controlled environment) (Optional)
Vibration	25g RMS (15 degree 2KHz) endurance, 1 hour per axis
Humidity	100% RH at 35c, 95%RH at 40°C
Shock	20G for 11msec half sine wave, 3 axis both directions

Ordering Information		
Part No.	ECCN	Description
RFLUPA16G21G04DBK	3A001	16GHz~21GHz Power Amplifier

Amplifier Use

Ensure that the amplifier input and output ports are safely terminated into a proper 50 ohm load before turning on the power. Never operate the amplifier without a load. A proper 50 ohm load is defined as a load with impedance less than 1.9:1 or return loss larger than 10dB relative to 50 Ohm within the specified operating band width.

Power Supply Requirements

Power supply must be able to provide adequate current for the amplifier. Power supply should be able to provide 1.5 times the typical current or 1.2 times the maximum current (whichever is greater).

In most cases, RF - Lambda amplifiers will withstand severe mismatches without damage. However, operation with poor loads is discouraged. If prolonged operation with poor or unknown loads is expected, an external device such as an isolator or circulator should be used to protect the amplifier.

Ensure that the power is off when connecting or disconnecting the input or output of the amp.

Prevent overdriving the amplifier. Do not exceed the recommended input power level.

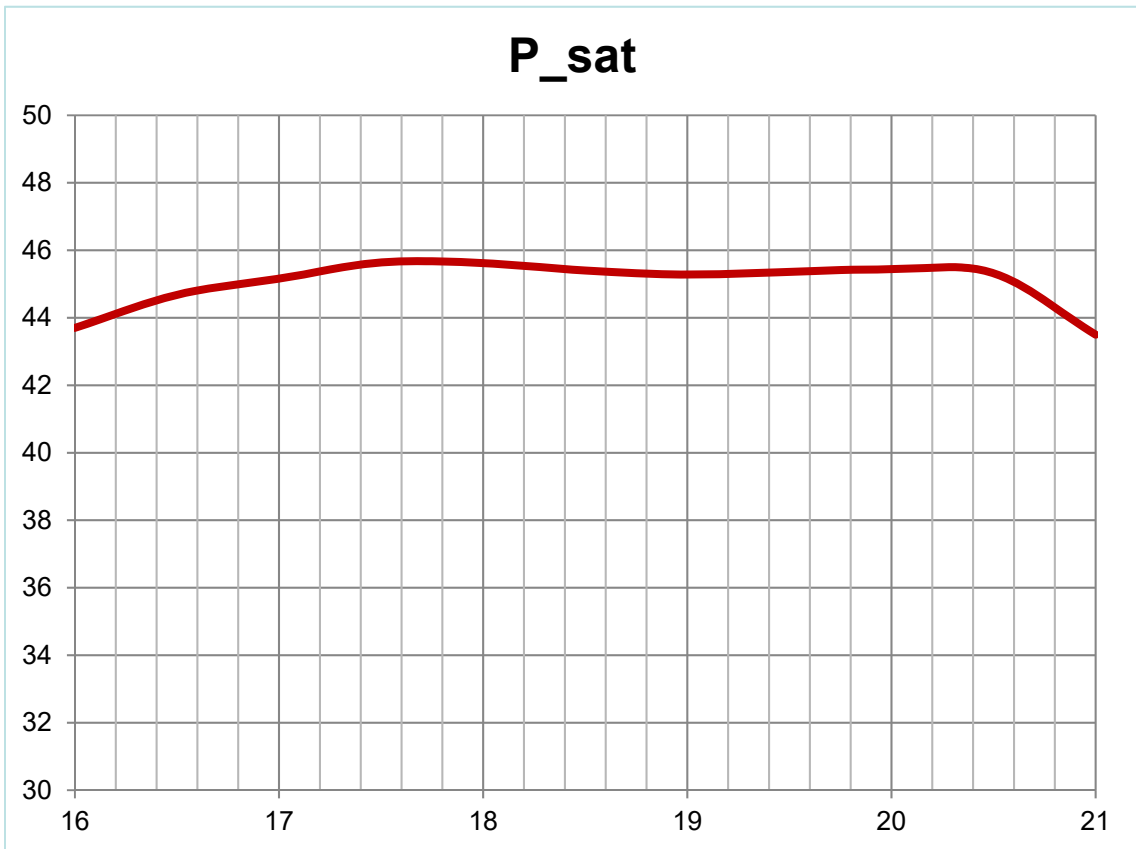
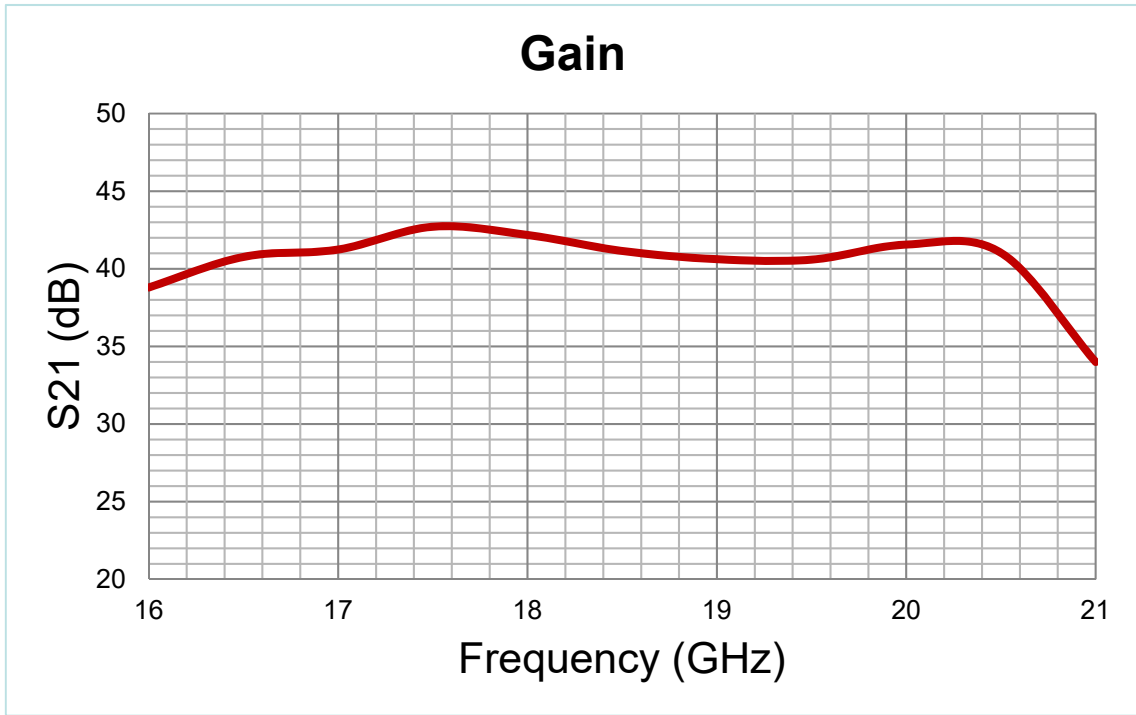
Adequate heat-sinking required for RF amplifier modules. Please inquire.

Amplifiers do not contain Thermal protection, Reverse DC polarity or Over voltage protection with the exception of a few models. Please inquire.

Proper electrostatic discharge (ESD) precautions are recommended to avoid performance degradation or loss of functionality.

What is not covered with warranty?

Each RF - Lambda amplifier will go through power and temperature stress testing. Since the die, ICs or MMICs are fragile, these are not covered by warranty. Any damage to these will NOT be free to repair.



31W Power Amplifier 16GHz-21GHz



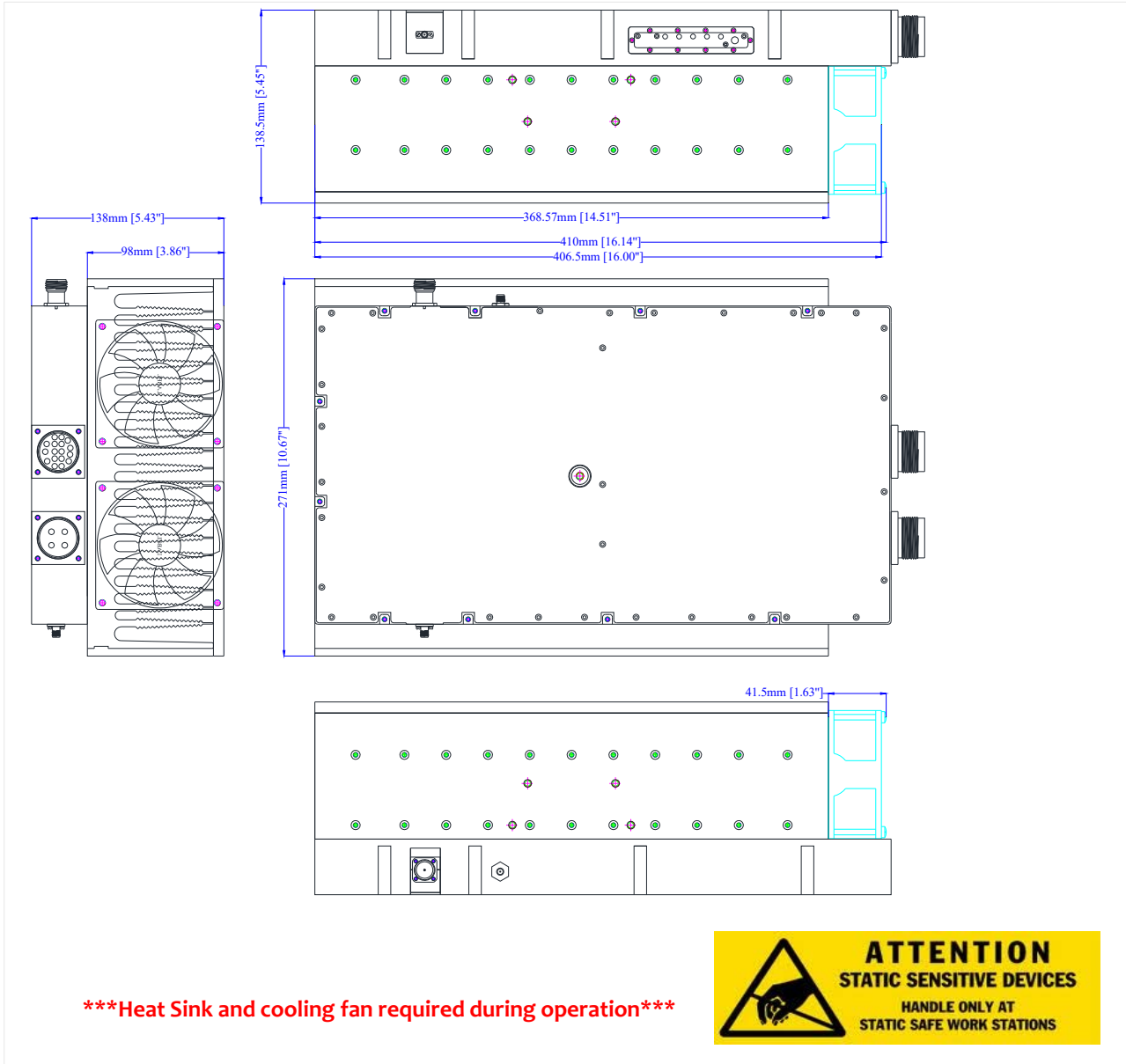
RF-LAMBDA

The power beyond expectations

RFLUPA16G21G04DBK

Outline Drawing:

All Dimensions in mm [inches]



31W Power Amplifier 16GHz-21GHz

Important Notice

The information contained herein is believed to be reliable. RF-Lambda makes no warranties regarding the information contained herein. RF-Lambda assumes no responsibility or liability whatsoever for any of the information contained herein. RF-Lambda assumes no responsibility or liability whatsoever for the use of the information contained herein. The information contained herein is provided "AS IS, WHERE IS" and with all faults, and the entire risk associated with such information is entirely with the user. All information contained herein is subject to change without notice. Customers should obtain and verify the latest relevant information before placing orders for RF-Lambda products. The information contained herein or any use of such information does not grant, explicitly or implicitly, to any party any patent rights, licenses, or any other intellectual property rights, whether with regard to such information itself or anything described by such information.

RF-Lambda products are not warranted or authorized for use as critical components in medical, life-saving, or life sustaining applications, or other applications where a failure would reasonably be expected to cause severe personal injury or death.