



Wide Band Power Amplifier 28GHz ~ 32GHz

Features

- Gain: 20dB
- Output Power +39dBm Typical
- High P1dB: +35dBm Full Band
- Supply Voltage: +28V

Typical Applications

- Wireless Infrastructure
- RF Microwave & VSAT
- Military & Aerospace
- Test and Measurement



Electrical Specifications, $T_A = +25^\circ\text{C}$, $V_{CC} = +28\text{V}$

Parameter	Min.	Typ.	Max.	Units
Frequency Range	28		32	GHz
Gain		20		dB
Gain Flatness		±0.5		dB
Gain Variation Over Temperature (-45°C ~ +85°C)		-		dB
Input Return Loss		-		dB
Output 1dB Compression Point (P1dB)	35	36.7		dBm
Saturated Output Power (Psat)		39		dBm
Isolation S12		-		dB
Supply Current (Vcc=+28V)		580		mA
Efficiency at P1dB		-		%
Weight		-		ounces
Impedance		50		Ohms
Input / Output Connectors	2.92mm			
Finish	Gold Plated			
Material	Aluminum / Copper			
Package Sealing	Epoxy Sealing (Standard)			
	Hermetically Sealed (Optional)			

Wide Band Power Amplifier 28GHz ~ 32GHz



Absolute Maximum Ratings

Operating Voltage	+32V
RF Input Power	+25dBm

Biasing Up Procedure

Step 1	Connect Ground Pin
Step 2	Connect input and output
Step 3	Connect +28V biasing
Power OFF Procedure	
Step 1	Turn off +28V biasing
Step 2	Remove RF connection
Step 3	Remove Ground.

Environmental Specifications and Test Standards

Parameter	Standard	Description
Operational Temperature	MIL-STD-39016	-45°C~+85°C
Storage Temperature		-50°C~+125°C
Thermal Shock		1 Hour@ -45°C → 1 Hour @ +85°C (5 Cycles)
Electrical & Temperature Burn In		Temperature +85°C for 72 Hours
Shock		1. Weight >20g, 50g half sine wave for 11ms, Speed variation 3.44m/s 2. Weight <=20g, 100g Half sine wave for 6ms, Speed variation 3.75m/s 3. Total 18 times (6 directions, 3 repetitions per direction).
Altitude		Standard: 30,000 Ft (Epoxy Sealed Controlled Environment) Optional: Hermetically Sealed (60,000 ft. 1.0 PSI min)
Hermetically Sealed (Optional)	MIL-STD-883	MIL-STD-883 (For Hermetically Sealed Units)
Random Vibration	MIL-STD-202	Test Method 214A. Test Condition I. Test Condition Letter C. Duration 15 minutes



Ordering Information

Part No.	Description
R28G32GSPM	28-32GHz Wide Band Power Amplifier

Wide Band Power Amplifier 28GHz ~ 32GHz

Amplifier Use

Ensure that the amplifier input and output ports are safely terminated into a proper 50 ohm load before turning on the power. Never operate the amplifier without a load. A proper 50 ohm load is defined as a load with impedance less than 1.9:1 or return loss larger than 10dB relative to 50 Ohm within the specified operating band width.

Power Supply Requirements

Power supply must be able to provide adequate current for the amplifier. Power supply should be able to provide 1.5 times the typical current or 1.2 times the maximum current (whichever is greater).

In most cases, RF - Lambda amplifiers will withstand severe mismatches without damage. However, operation with poor loads is discouraged. If prolonged operation with poor or unknown loads is expected, an external device such as an isolator or circulator should be used to protect the amplifier.

Ensure that the power is off when connecting or disconnecting the input or output of the amp.

Prevent overdriving the amplifier. Do not exceed the recommended input power level.

Adequate heat-sinking required for RF amplifier modules. Please inquire.

Amplifiers do not contain Thermal protection, Reverse DC polarity or Over voltage protection with the exception of a few models. Please inquire.

Proper electrostatic discharge (ESD) precautions are recommended to avoid performance degradation or loss of functionality.

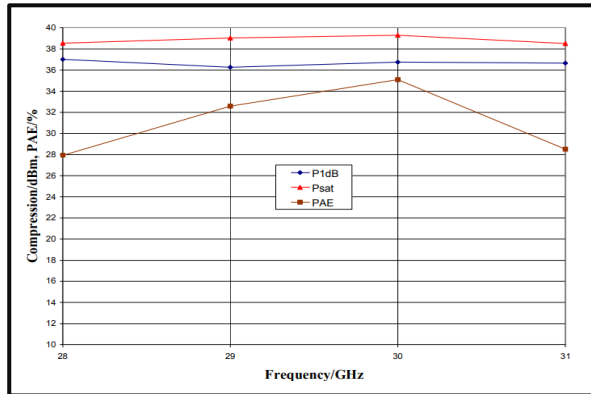
What is not covered with warranty?

Each RF - Lambda amplifier will go through power and temperature stress testing. Since the die, ICs or MMICs are fragile, these are not covered by warranty. Any damage to these will NOT be free to repair.

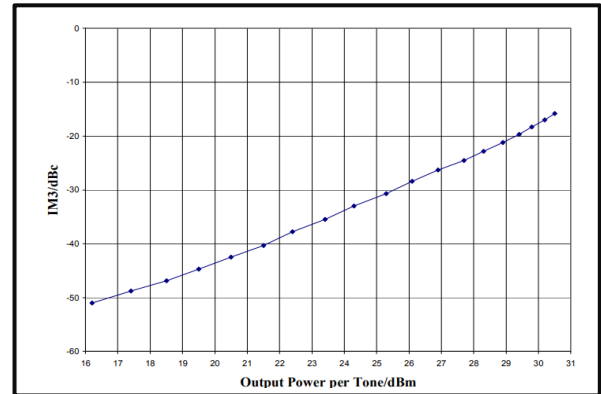


Typical Performance Plots

Output Power and Power Added Efficiency



IM3 vs. Output Power

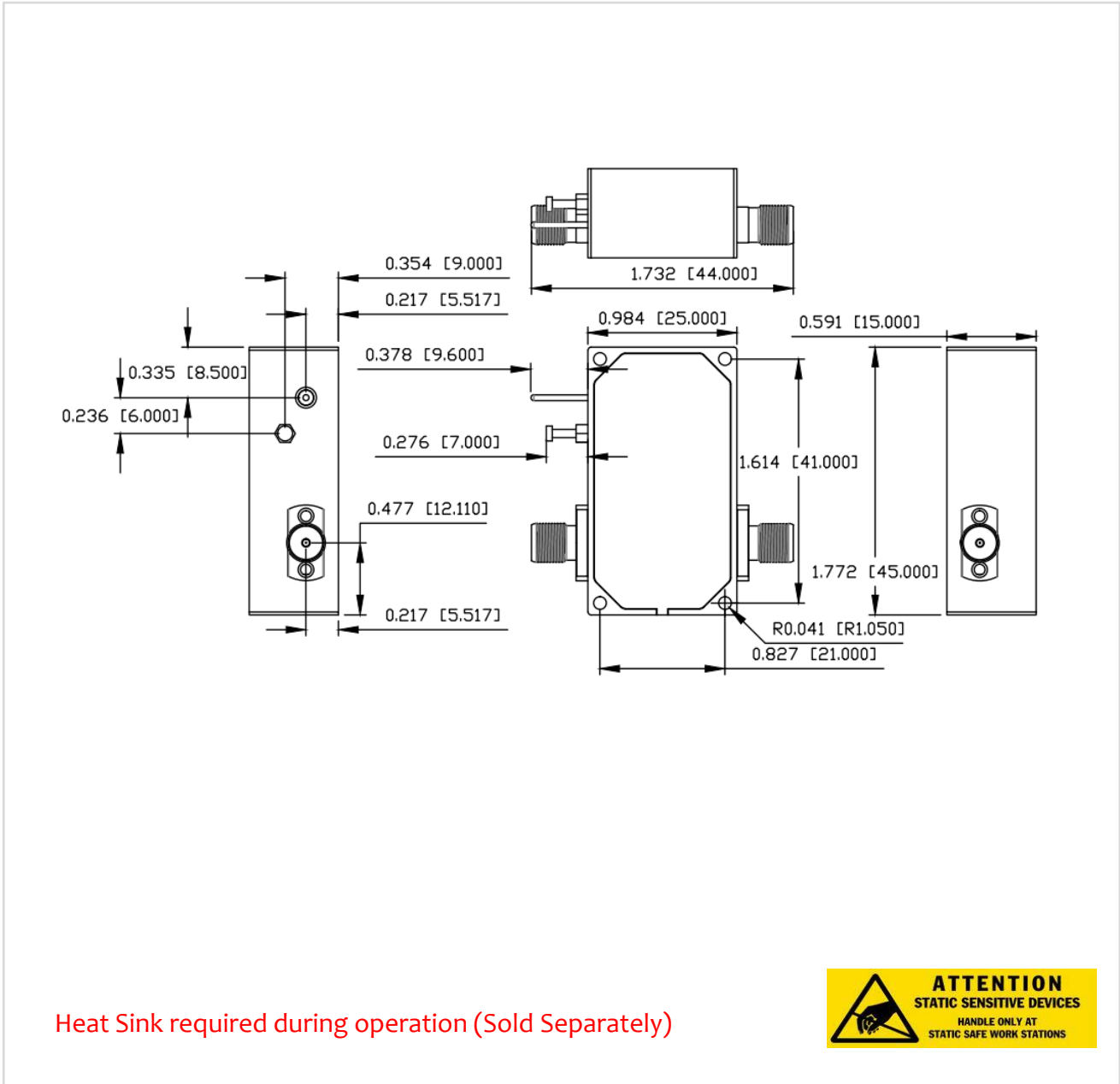


Wide Band Power Amplifier 28GHz ~ 32GHz



Outline Drawing:

All Dimensions in mm [inches]



Heat Sink required during operation (Sold Separately)



Wide Band Power Amplifier 28GHz ~ 32GHz

Important Notice

The information contained herein is believed to be reliable. RF-Lambda makes no warranties regarding the information contained herein. RF-Lambda assumes no responsibility or liability whatsoever for any of the information contained herein. RF-Lambda assumes no responsibility or liability whatsoever for the use of the information contained herein. The information contained herein is provided "AS IS, WHERE IS" and with all faults, and the entire risk associated with such information is entirely with the user. All information contained herein is subject to change without notice. Customers should obtain and verify the latest relevant information before placing orders for RF-Lambda products. The information contained herein or any use of such information does not grant, explicitly or implicitly, to any party any patent rights, licenses, or any other intellectual property rights, whether with regard to such information itself or anything described by such information. RF-Lambda products are not warranted or authorized for use as critical components in medical, life-saving, or life sustaining applications, or other applications where a failure would reasonably be expected to cause severe personal injury or death.