

## Ultra Wide Band Mixer & LO Driver 7GHz - 40GHz



### Features

- Ultra Wide Band Mixer With LO Driver
- High Dynamic Range
- Low Noise Figure

### Product Description

RMXLO07G40GA is an ultra wideband mixer with a frequency range of 7 to 40GHz.

The LO power of the mixer is 0dBm.

The operating temperature of this product is -40 to +85°C.

### Typical Applications

- Wireless Infrastructure
- Military and Aerospace Applications
- Test Instrumentation
- Radar Systems
- 5G Wireless Communications
- Microwave Radio Systems
- TR Modules
- Research and Development
- Cellular Base Stations

### Electrical Specifications (T<sub>A</sub>=+25°C)

Parameter	Min	Typ	Max	Units
RF Input Frequency	7		40	GHz
LO Input Frequency	7		40	GHz
IF Output Frequency	DC		10	GHz
LO Power		0		dBm
Conversion Gain		-11		dB
Input 1dB Compression (P1dB)		-1		dBm
Output Third Order Intercept (OIP3)		9		dBm
Voltage		6		V
Current		150		mA
Weight		0.077 Max.		lbs.
RF/ LO & IF Connectors		2.92mm-Female and SMA-Female		
Frequency Relationship		RF=IF+LO		
Package		Epoxy Sealed (Standard)		
		Hermetically Sealed (Optional)		

**Absolute Maximum Ratings**

Parameter		Rating
Biasing		+7V
RF Input Power	RF	+21dBm
	IF	+21dBm
	LO	+5dBm

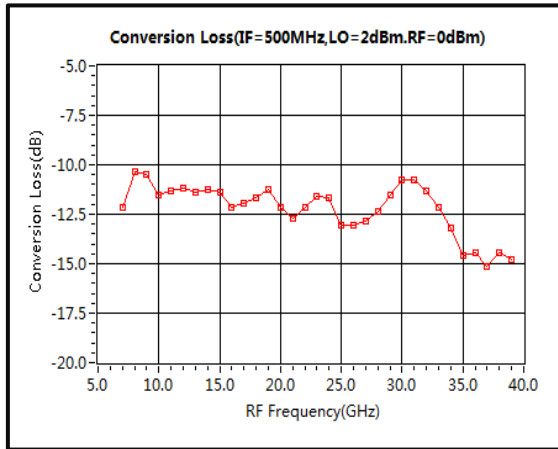
**Environmental Specifications and Test Standards**

Parameter	Description
Operational Temperature	-40°C to +85°C (Case Temperature)
Storage Temperature	-50°C to +105°C
Thermal Shock	-40°C → +85°C (5 Cycles / 10 hours)
**Random Vibration	MIL-STD-202G Table 214-I, Test Condition Letter C 1.5 Hours Per Axis
High Temperature Burn In	Temperature +85°C for 72 Hours
Shock	1. Weight >20g, 50g half sine wave for 11ms, Speed variation 3.44m/s 2. Weight <=20g, 100g Half sine wave for 6ms, Speed variation 3.75m/s 3. Total 18 times (6 directions, 3 repetitions per direction).
Altitude	Standard: 30,000 Ft (Epoxy Sealed Controlled Environment) Optional: Hermetically Sealed (60,000 ft. 1.0 PSI min)
Hermetically Sealed (Optional)	MIL-STD-883 (For Hermetically Sealed Units)

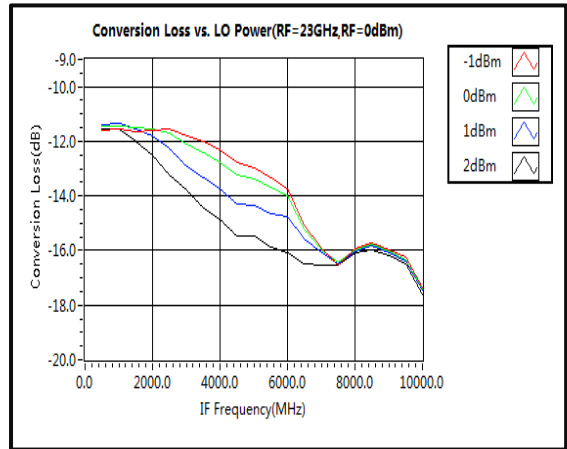
\*\*For vibration testing details please see additional information section.

Typical Performance Plots

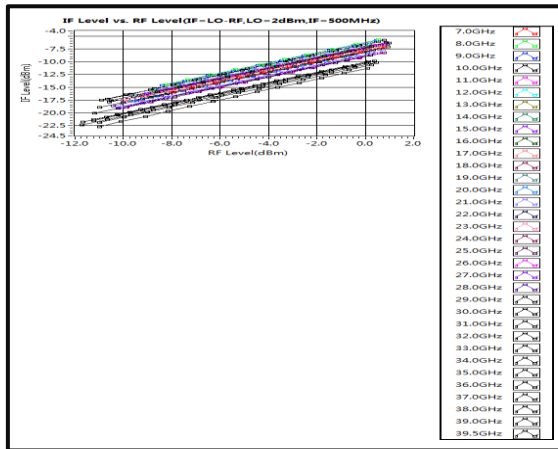
Conversion Loss



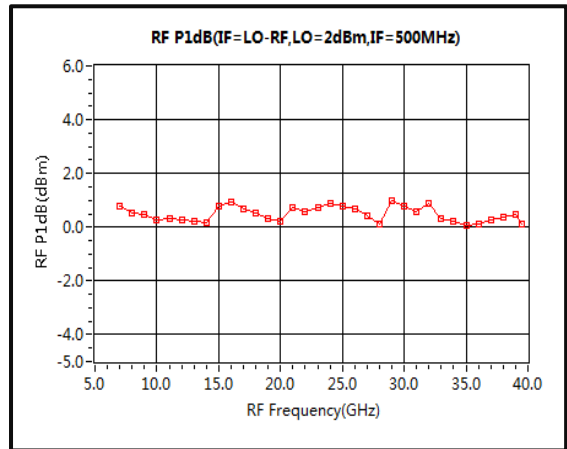
Conversion Loss vs. LO Power



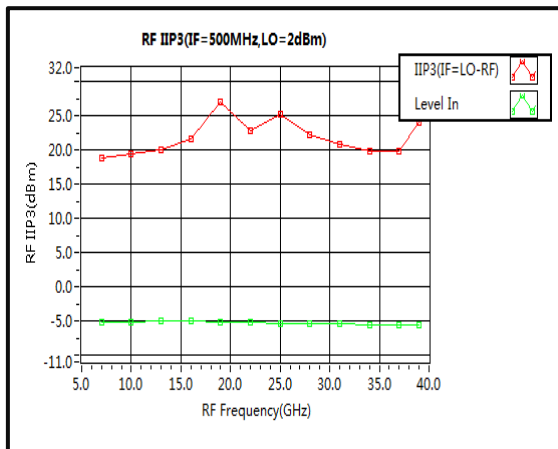
IF Level vs. RF Level (IF=RF-LO)



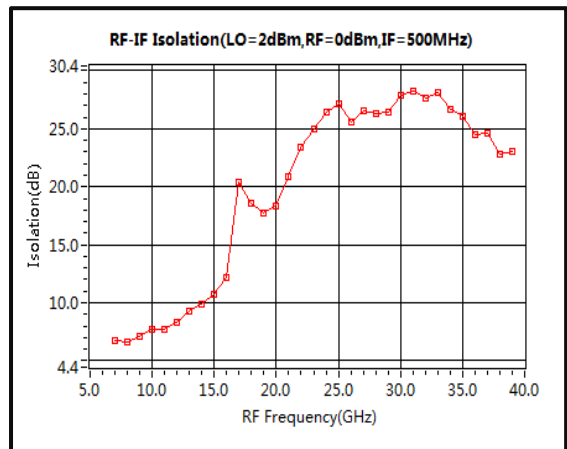
RF P1dB (IF=RF-LO)



RF IIP3

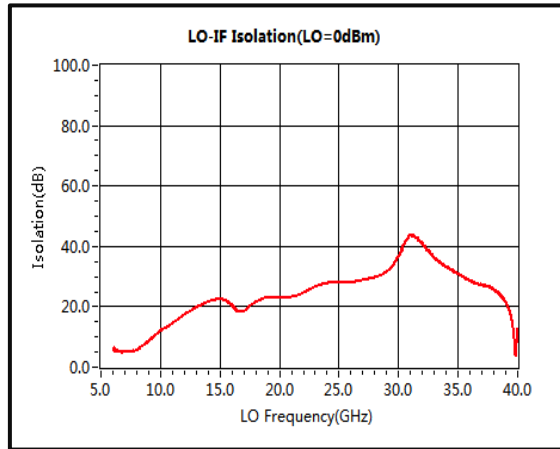


RF to IF Isolation

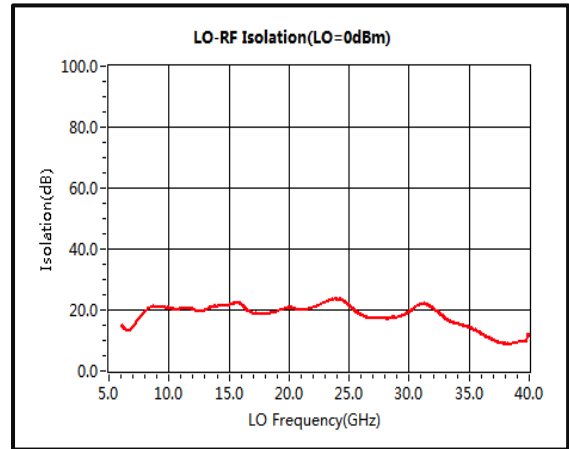


Typical Performance Plots

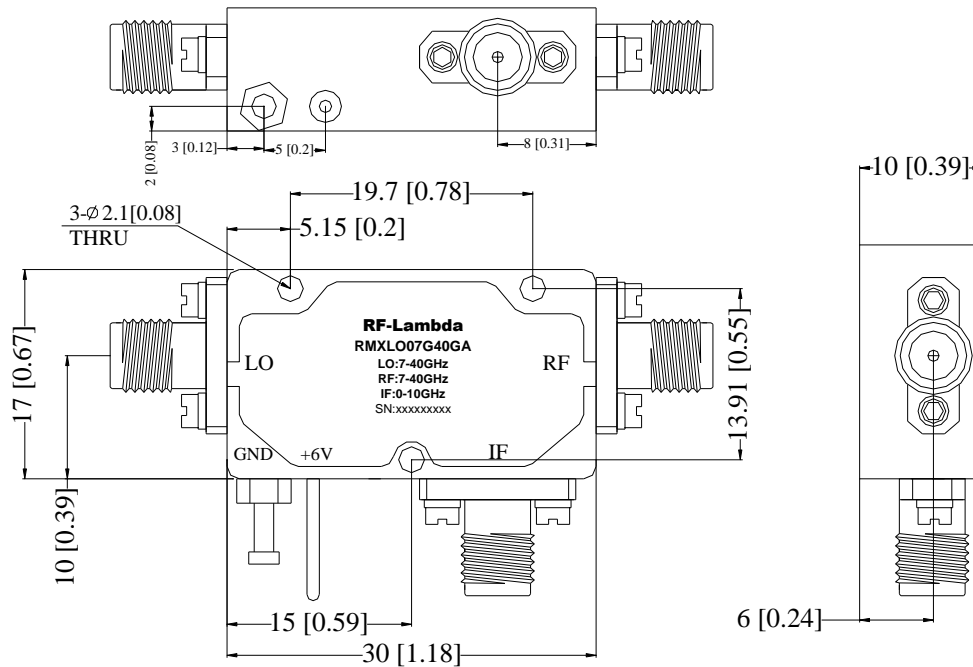
LO to IF Isolation



LO to RF Isolation

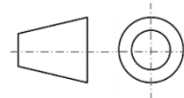


**Outline Drawing**



Notes:

1. Package Material: Aluminum
2. Finish: Gold Plated
3. All dimensions are in millimeters [inches].
4. Housing Tolerances  $\pm 0.1$  [0.004] unless otherwise specified.
5. Standard torque wrench must be used to secure RF connectors.



Additional Information

Documentation	Webpage
ESD Policy	<a href="https://rflambda.com/pdf/rflambda_esd_control.pdf">https://rflambda.com/pdf/rflambda_esd_control.pdf</a>
Connector Torque Specifications	<a href="https://www.rflambda.com/pdf/Torque_Specifications.pdf">https://www.rflambda.com/pdf/Torque_Specifications.pdf</a>
Random Vibration Test Standard	<a href="https://www.rflambda.com/pdf/rflambda_random_vibration_MIL-STD-202G.pdf">https://www.rflambda.com/pdf/rflambda_random_vibration_MIL-STD-202G.pdf</a>

**Ordering Information**

Part Number	Modification	Description
RMXLO07G40GA	Connectors 2.92mm-Female and SMA-Female	7Hz-40GHz Ultra Wide Band Mixer

**Important Notice**

The information contained herein is believed to be reliable. RF-Lambda makes no warranties regarding the information contained herein. RF-Lambda assumes no responsibility or liability whatsoever for any of the information contained herein. RF-Lambda assumes no responsibility or liability whatsoever for the use of the information contained herein. The information contained herein is provided "AS IS, WHERE IS" and with all faults, and the entire risk associated with such information is entirely with the user. All information contained herein is subject to change without notice. Customers should obtain and verify the latest relevant information before placing orders for RF-Lambda products. The information contained herein or any use of such information does not grant, explicitly or implicitly, to any party any patent rights, licenses, or any other intellectual property rights, whether with regard to such information itself or anything described by such information. RF-Lambda products are not warranted or authorized for use as critical components in medical, life-saving, or life sustaining applications, or other applications where a failure would reasonably be expected to cause severe personal injury or death.