



Coaxial 30W 0° 8-Way Power Divider 1.5 - 4.5GHz



Features

- High power handling up to 30W
- Wide band operation
- High isolation within operational band
- Low Insertion Loss
- Stable performance over temperature
- High peak to average handling capability

Typical Applications

- Aerospace and military applications
- LMDS multi-carrier operation

Electrical Specifications, $T_A=25\text{ }^\circ\text{C}$

| Parameters | | Min. | Typ. | Max. | Units |
|---------------------------|---------------|--------------|-----------|-----------|--------|
| Frequency Range | | 1.5 | | 4.5 | GHz |
| Nominal Splitter Loss | | | 9 | | dB |
| Insertion Loss | | | 0.7 | 1.0 | dB |
| Isolation | | 20 | 22 | | dB |
| Input VSWR | | | 1.3 | 1.4 | : 1 |
| Output VSWR | | | 1.2 | 1.3 | : 1 |
| Amplitude Imbalance | | | ± 0.2 | ± 0.4 | dB |
| Phase Imbalance | | | ± 2 | ± 4 | deg |
| Group delay | | | 1 | 1.5 | ns |
| Power Rating | Forward Power | 30 | | | W |
| | Reverse Power | 2 | | | W |
| | Peak Power | 300 | | | W |
| Impedance | | 50 | | | Ohms |
| Weight | | 4.94 | | | Ounces |
| Input / Output Connectors | | SMA - Female | | | |
| Material | | Aluminum | | | |
| Finish | | Blue Paint | | | |

Coaxial 30W 0° 8-Way Power Divider 1.5 - 4.5GHz



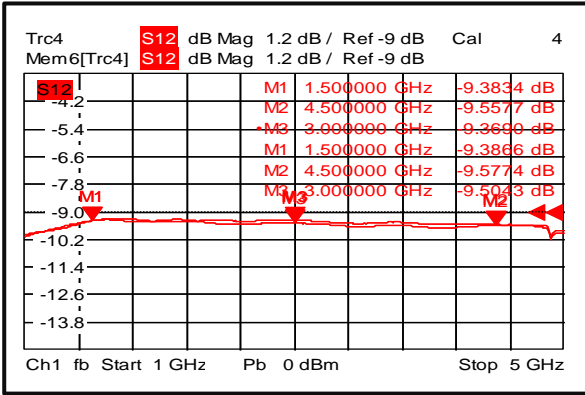
Environmental Specifications and Test Standards

| Parameter | Standard | Description |
|----------------------------------|---------------|---|
| Operational Temperature | MIL-STD-39016 | -45°C~+85°C |
| Storage Temperature | | -55°C~+125°C |
| Thermal Shock | | 1 Hour@ -45°C → 1 Hour @ +85°C (5 Cycles) |
| Random Vibration | | Acceleration Spectral Density 6 (m/s) Total 92.6 RMS |
| Electrical & Temperature Burn In | | Temperature +85°C for 72 Hours |
| Shock | | 1. Weight >20g, 50g half sine wave for 11ms, Speed variation 3.44m/s 2. Weight <=20g, 100g Half sine wave for 6ms, Speed variation 3.75m/s 3. Total 18 times (6 directions, 3 repetitions per direction). |
| Altitude | | Standard: 30,000 Ft (Epoxy Sealed Controlled Environment) Optional: Hermetically Sealed (60,000 ft. 1.0 PSI min) |
| Hermetically Sealed (Optional) | MIL-STD-883 | MIL-STD-883 (For Hermetically Sealed Units) |

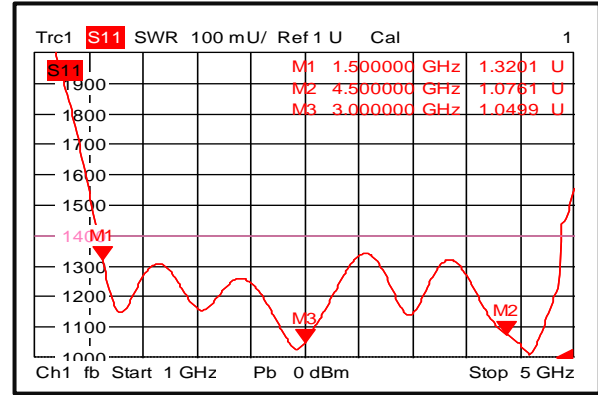


Typical Performance Plots

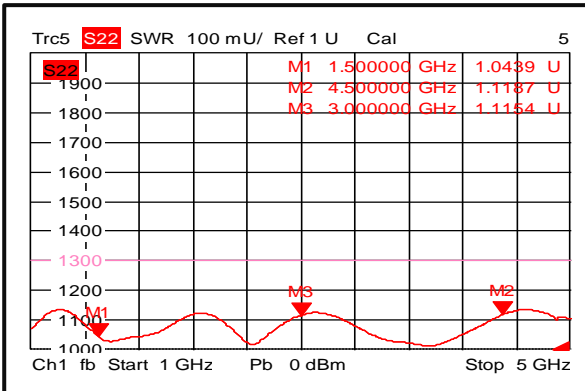
Loss & Amplitude Imbalance



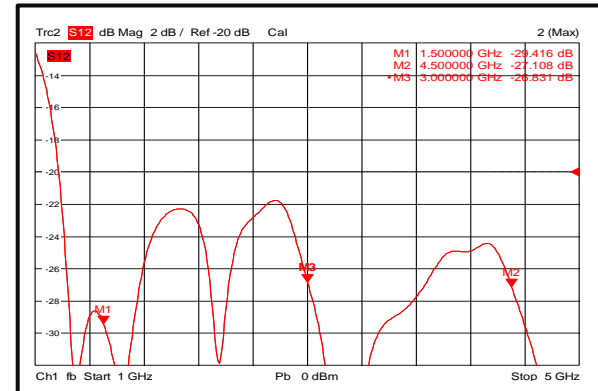
Input VSWR



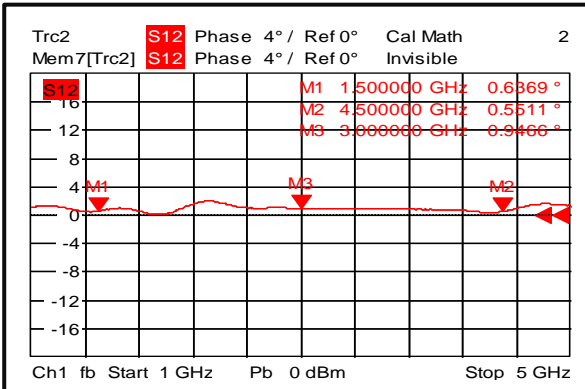
Output VSWR



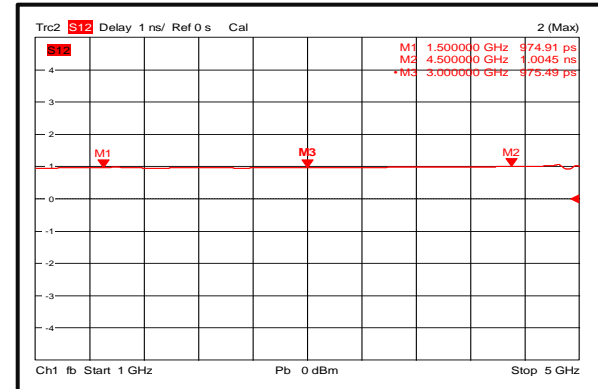
Isolation



Phase Imbalance



Group Delay



Coaxial 30W 0° 8-Way Power Divider 1.5 - 4.5GHz



RF-LAMBDA

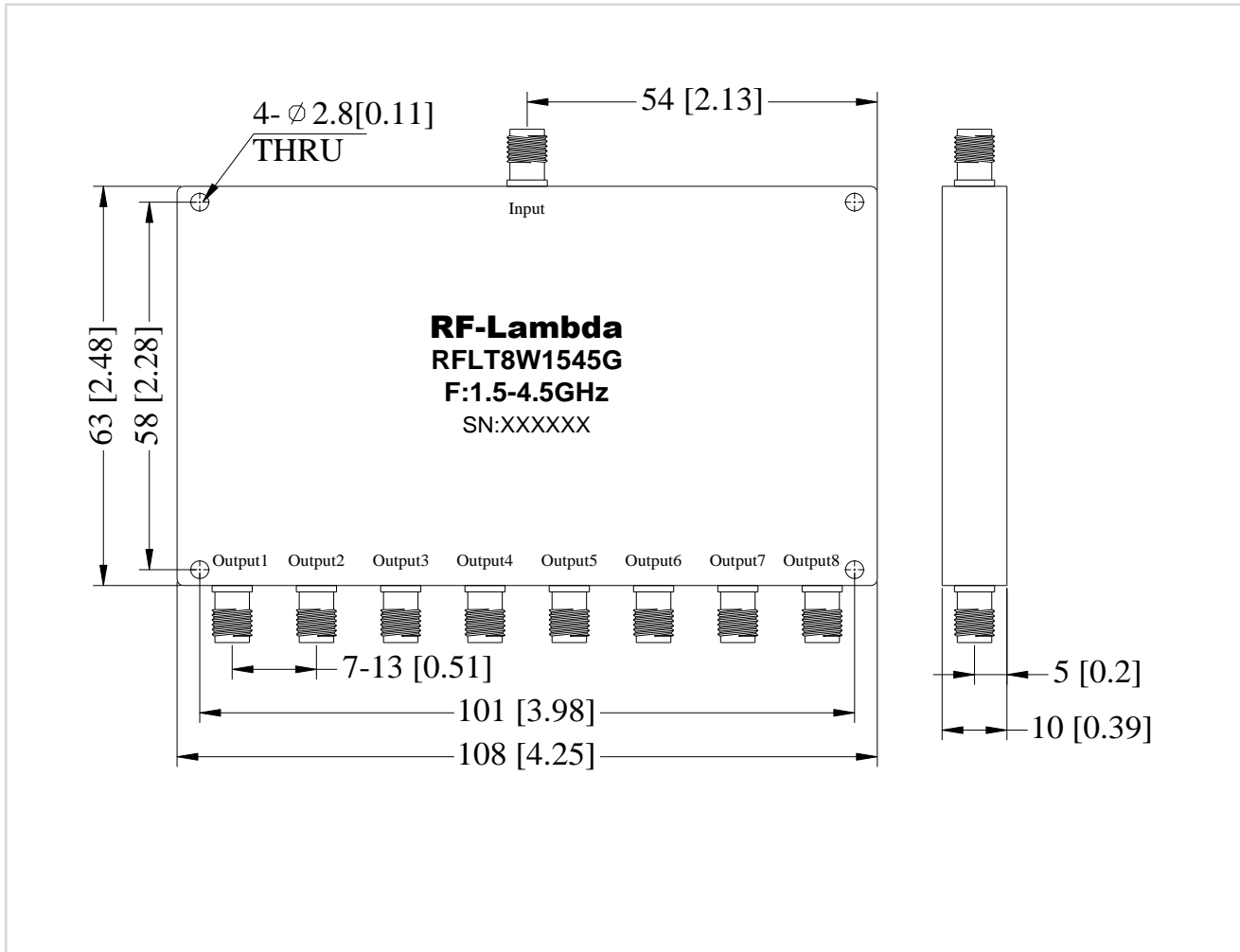
LEADER OF RF BROADBAND SOLUTIONS

RFLT8W1545G

Outline Drawing:

All Dimensions in mm [inches]

Tolerance ± 0.25 [0.01]



Coaxial 30W 0° 8-Way Power Divider 1.5 - 4.5GHz

Important Notice

The information contained herein is believed to be reliable. RF-Lambda makes no warranties regarding the information contained herein. RF-Lambda assumes no responsibility or liability whatsoever for any of the information contained herein. RF-Lambda assumes no responsibility or liability whatsoever for the use of the information contained herein. The information contained herein is provided "AS IS, WHERE IS" and with all faults, and the entire risk associated with such information is entirely with the user. All information contained herein is subject to change without notice. Customers should obtain and verify the latest relevant information before placing orders for RF-Lambda products. The information contained herein or any use of such information does not grant, explicitly or implicitly, to any party any patent rights, licenses, or any other intellectual property rights, whether with regard to such information itself or anything described by such information. RF-Lambda products are not warranted or authorized for use as critical components in medical, life-saving, or life sustaining applications, or other applications where a failure would reasonably be expected to cause severe personal injury or death.