

Coaxial 50W 0° 4-Way Power Divider 0.7 - 2.7GHz



Features

- High power handling up to 50W
- Wide band operation
- High isolation within operational band
- Low Insertion Loss
- Stable performance over temperature

Typical Applications

- Aerospace and military applications
- Test and Measurement
- Wireless Infrastructure

Electrical Specifications, $T_A=25\text{ }^\circ\text{C}$

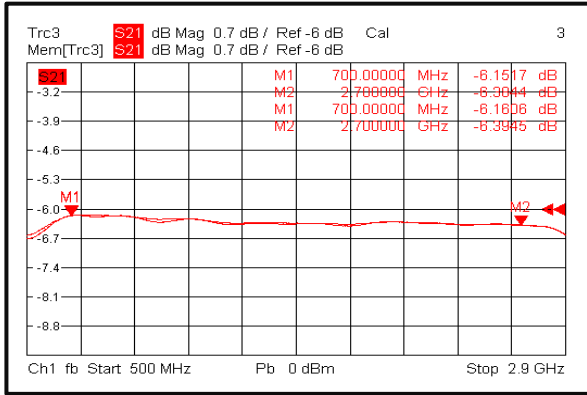
Parameters		Min.	Typ.	Max.	Units
Frequency Range		0.7		2.7	GHz
Nominal Splitter Loss			6		dB
Insertion Loss			0.5	0.7	dB
Isolation		18	22		dB
Input VSWR			1.25	1.35	:1
Output VSWR			1.20	1.3	:1
Amplitude Imbalance			± 0.2	± 0.35	dB
Phase Imbalance			± 3	± 4	deg
Power Rating	Forward Power	50			W
	Reverse Power	2			W
	Peak Power	500			W
Impedance		50			Ohms
Input / Output Connectors		N-Female			
Material		Aluminum			
Finish		Blue Paint			

Environmental Specifications and Test Standards

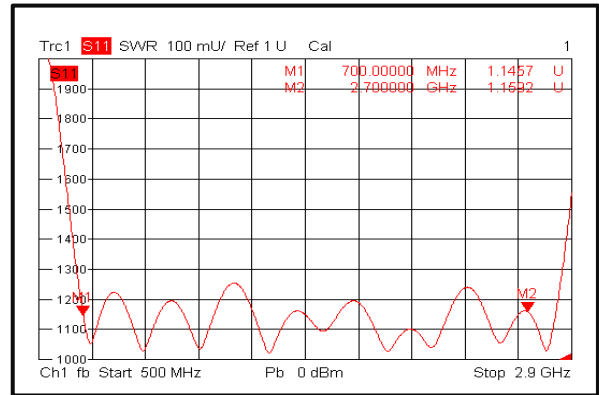
Parameter	Description
Operational Temperature	-40°C~+85°C (Case Temperature)
Storage Temperature	-50°C~+105°C
Thermal Shock	-40°C → +85°C (5 Cycles / 10 hours)
Random Vibration	MIL-STD-202G Table 214-I, Test Condition Letter C 1.5 Hours Per Axis
High Temperature Burn In	Temperature +85°C for 72 Hours
Shock	1. Weight >20g, 50g half sine wave for 11ms, Speed variation 3.44m/s 2. Weight <=20g, 100g Half sine wave for 6ms, Speed variation 3.75m/s 3. Total 18 times (6 directions, 3 repetitions per direction).
Altitude	Standard: 30,000 Ft (Epoxy Sealed Controlled Environment) Optional: Hermetically Sealed (60,000 ft. 1.0 PSI min)
Hermetically Sealed (Optional)	MIL-STD-883 (For Hermetically Sealed Units)

Typical Performance Plots

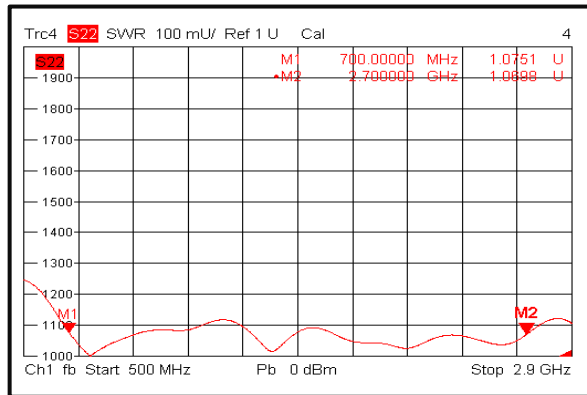
Loss & Amplitude Imbalance



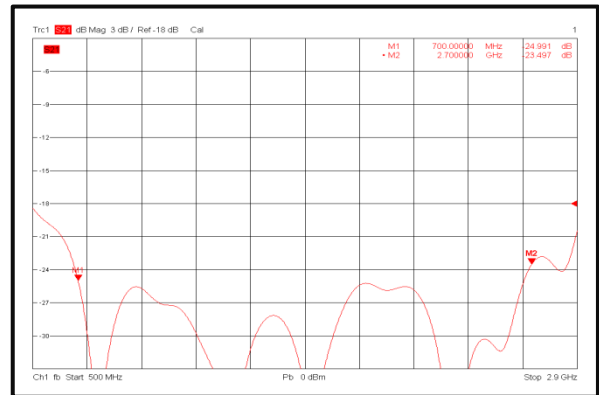
Input VSWR



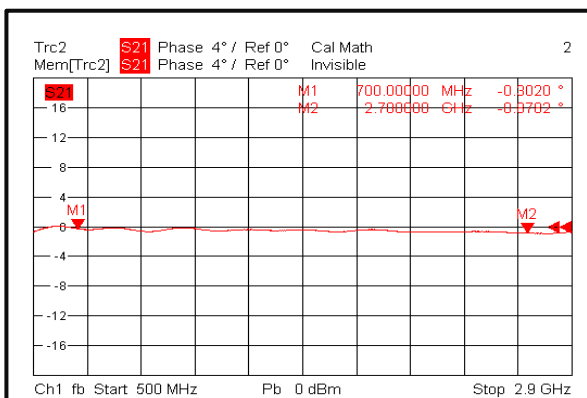
Output VSWR



Isolation



Phase Imbalance



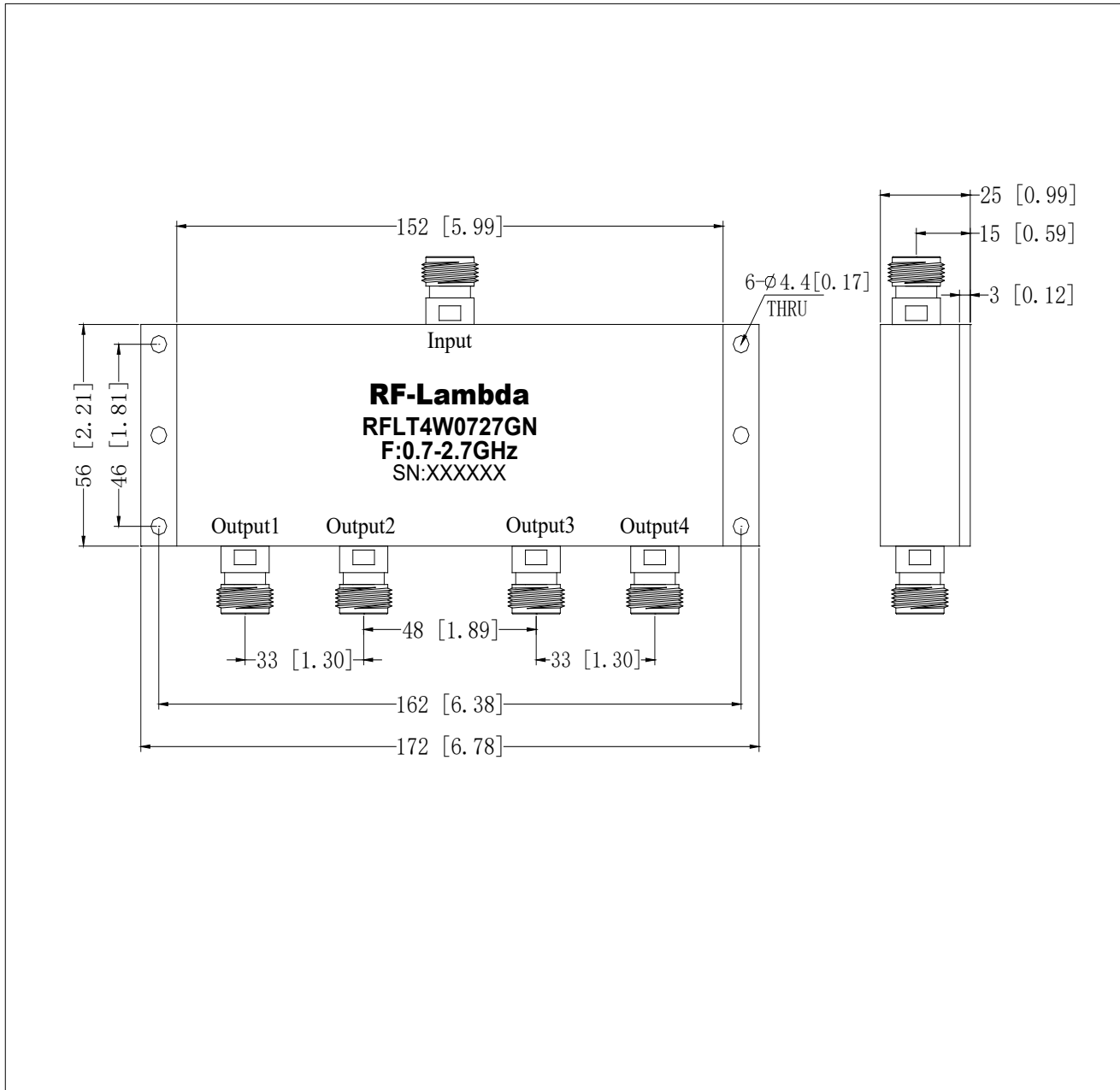
Coaxial 50W 0°/4-Way Power Divider 0.7 - 2.7GHz

Outline Drawing:

All Dimensions in mm [inches]

Outline Tolerances ± 0.5 [0.02]

Mounting Hole Tolerances ± 0.2 [0.008]



Coaxial 50W 0°4-Way Power Divider 0.7 - 2.7GHz

Important Notice

The information contained herein is believed to be reliable. RF-Lambda makes no warranties regarding the information contained herein. RF-Lambda assumes no responsibility or liability whatsoever for any of the information contained herein. RF-Lambda assumes no responsibility or liability whatsoever for the use of the information contained herein. The information contained herein is provided "AS IS, WHERE IS" and with all faults, and the entire risk associated with such information is entirely with the user. All information contained herein is subject to change without notice. Customers should obtain and verify the latest relevant information before placing orders for RF-Lambda products. The information contained herein or any use of such information does not grant, explicitly or implicitly, to any party any patent rights, licenses, or any other intellectual property rights, whether with regard to such information itself or anything described by such information. RF-Lambda products are not warranted or authorized for use as critical components in medical, life-saving, or life sustaining applications, or other applications where a failure would reasonably be expected to cause severe personal injury or death.