

Coaxial 30W 0° 2-Way Power Divider 2GHz-18GHz



Product Description

RFLT2W2G18G is 2-Way power divider with a frequency range of 2 to 18GHz.

The forward power of this power divider is 30W. The insertion loss is 1.0dB with a typical isolation of 20dB.

The working temperature of this product is between - 40°C and + 85°C.

Features

- High power handling up to 30W
- Wide band operation
- High isolation within operational band
- Low Insertion Loss

Typical Applications

- Wireless Infrastructure
- Military and Aerospace Applications
- Test Instrumentation
- Radar Systems
- 5G Wireless Communications
- Microwave Radio Systems
- TR Modules
- Research and Development
- Cellular Base Stations

Electrical Specifications, TA = +25°C

Parameter	Min	Typ	Max	Min	Typ	Max	Units
Frequency Range	2		8	8		18	GHz
Nominal Splitter Loss		3			3		dB
Insertion Loss		0.6	0.8		0.8	1.0	dB
Isolation	18	19		18	20		dB
Input VSWR		1.3	1.45		1.4	1.5	: 1
Output VSWR		1.2	1.3		1.4	1.5	: 1
Amplitude Imbalance		0.2	0.3		0.3	0.4	dB
Phase Imbalance		3	4		4	5	deg
Power Rating	Forward Power					30	W
	Reverse Power					1	W
	Peak Power					300 (10% Duty Cycle, 1 us Pulse Width)	W
Weight						0.1 Max.	lbs
Impedance						50	Ω
Input / Output Connectors	SMA-Female(Input) – SMA-Female(Output)						
Package	Epoxy Sealed (Standard)						
	Hermetically Sealed (Optional)						

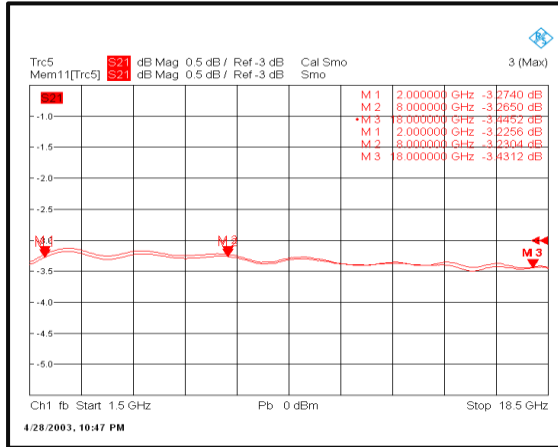
Environmental Specifications and Test Standards

Parameter	Description
Operational Temperature	-40°C to +85°C (Case Temperature)
Storage Temperature	-50°C to +105°C
Thermal Shock	-40°C → +85°C (5 Cycles / 10 hours)
**Random Vibration	MIL-STD-202G Table 214-I, Test Condition Letter C 1.5 Hours Per Axis
Shock	1. Weight >20g, 50g half sine wave for 11ms, Speed variation 3.44m/s 2. Weight <=20g, 100g Half sine wave for 6ms, Speed variation 3.75m/s 3. Total 18 times (6 directions, 3 repetitions per direction).
Altitude	Standard: 30,000 Ft (Epoxy Sealed Controlled Environment) Optional: Hermetically Sealed (60,000 ft. 1.0 PSI min)
Hermetically Sealed (Optional)	MIL-STD-883 (For Hermetically Sealed Units)

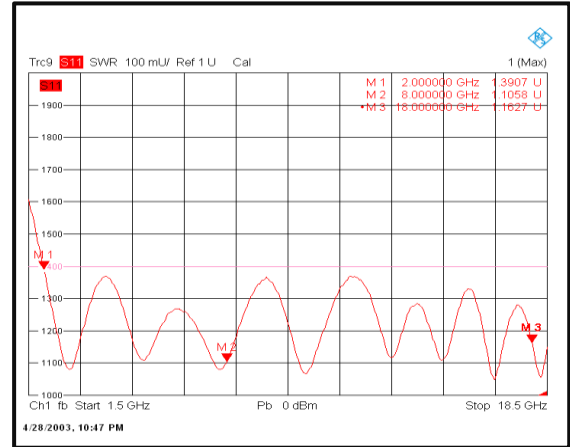
**For vibration testing details please see additional information section.

Typical Performance Plots

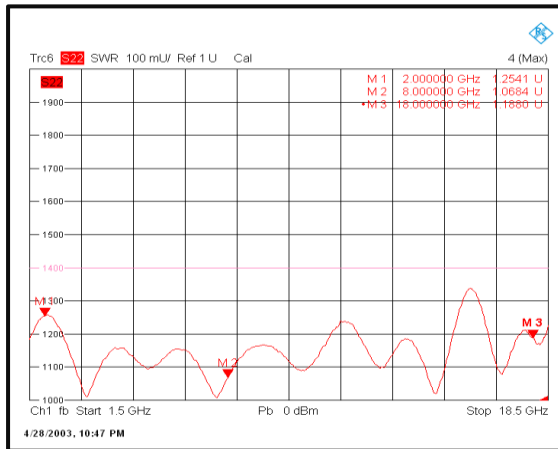
Loss & Amplitude Imbalance



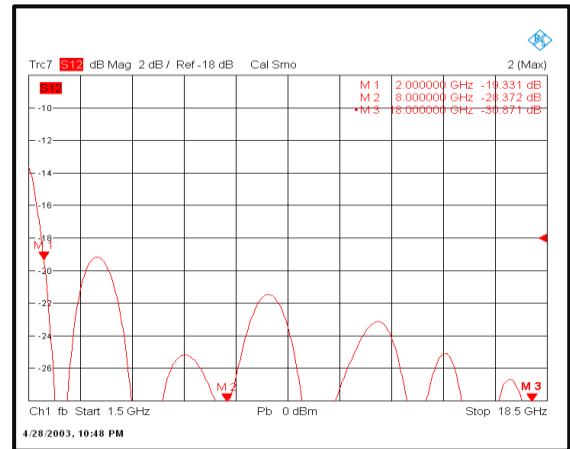
Input VSWR



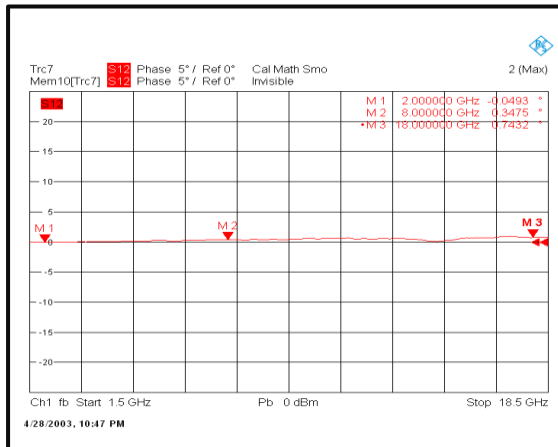
Output VSWR



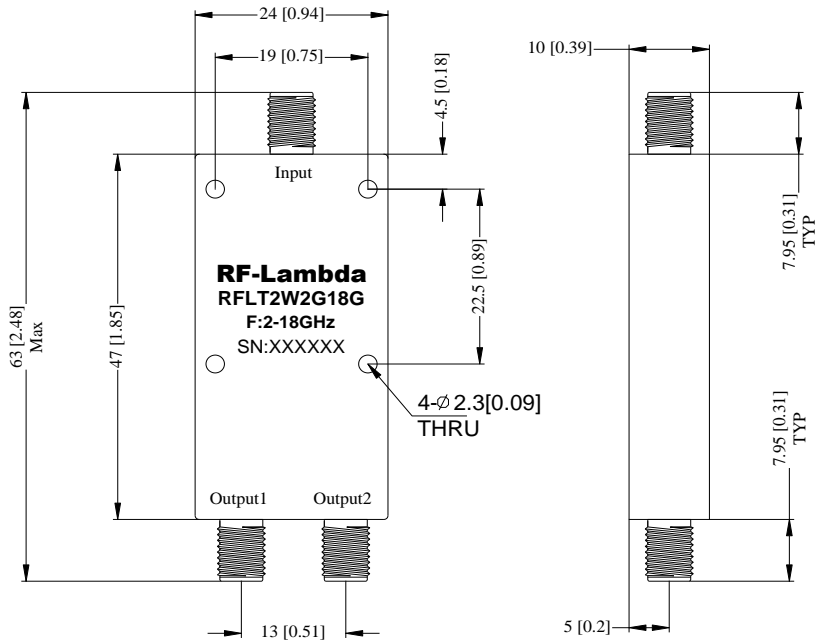
Isolation



Phase Imbalance

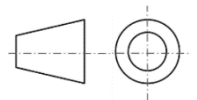


Outline Drawing



Notes:

1. Package Material: Aluminum
2. Finish: Blue Painted
3. All dimensions are in millimeters [inches].
4. Outline Tolerances ± 0.5 [0.02], Mounting Hole Tolerances ± 0.2 [0.008] unless otherwise specified.
5. Standard torque wrench must be used to secure RF connectors.



Additional Information

Documentation	Webpage
Connector Torque Specifications	https://www.rflambda.com/pdf/Torque_Specifications.pdf
Random Vibration Test Standard	https://www.rflambda.com/pdf/rflambda_random_vibration_MIL-STD-202G.pdf

Ordering Information

Part Number	Modification	Description
RFLT2W2G18G	Connectors SMA-Female	2GHz-18GHz 2-Way Power Divider
RFLT2W2G18GN	Connectors N-Female	2GHz-18GHz 2-Way Power Divider

Important Notice

The information contained herein is believed to be reliable. RF-Lambda makes no warranties regarding the information contained herein. RF-Lambda assumes no responsibility or liability whatsoever for any of the information contained herein. RF-Lambda assumes no responsibility or liability whatsoever for the use of the information contained herein. The information contained herein is provided "AS IS, WHERE IS" and with all faults, and the entire risk associated with such information is entirely with the user. All information contained herein is subject to change without notice. Customers should obtain and verify the latest relevant information before placing orders for RF-Lambda products. The information contained herein or any use of such information does not grant, explicitly or implicitly, to any party any patent rights, licenses, or any other intellectual property rights, whether with regard to such information itself or anything described by such information.

RF-Lambda products are not warranted or authorized for use as critical components in medical, life-saving, or life sustaining applications, or other applications where a failure would reasonably be expected to cause severe personal injury or death.