


## Coaxial 200W 90° Hybrid Coupler 3GHz-3.5GHz



### Features

- High power handling up to 200W
- Wide band operation
- High isolation within operational band
- Low Insertion Loss

### Product Description

RFHB30G35GVT-HP is a coaxial hybrid coupler with a frequency range of 3 to 3.5GHz.

The power handling of this hybrid coupler is 200W. The insertion loss is 0.3dB with a typical isolation of 22dB.

The working temperature of this product is between - 40°C and + 85°C.

### Typical Applications

- Wireless Infrastructure
- Military and Aerospace Applications
- Test Instrumentation
- Radar Systems
- 5G Wireless Communications
- Microwave Radio Systems
- TR Modules
- Research and Development
- Cellular Base Stations

### Electrical Specifications, TA = +25°C

Parameter		Min	Typ	Max	Units
Frequency Range		3		3.5	GHz
Nominal Coupling			3		dB
Insertion Loss			0.2	0.3	dB
Isolation		20	22		dB
Amplitude Imbalance			±0.2	±0.35	dB
Phase Imbalance			±3	±5	deg
VSWR			1.25	1.3	: 1
Power Rating	Forward Power		200 Max.		W
	Peak Power		3 (10% Duty Cycle, 10us Pulse Width)		KW
Weight			0.52Max.		lbs
Impedance			50		Ω
Input / Output Connectors			N-Female(Input) – N-Female(Output)		
Package	Epoxy Sealed (Standard)				
	Hermetically Sealed (Optional)				

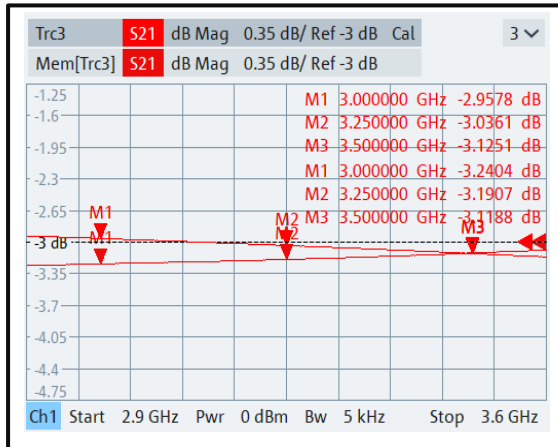
**Environmental Specifications and Test Standards**

Parameter	Description
Operational Temperature	-40°C to +85°C (Case Temperature)
Storage Temperature	-50°C to +105°C
Thermal Shock	-40°C → +85°C (5 Cycles / 10 hours)
*Random Vibration	MIL-STD-202G Table 214-I, Test Condition Letter C 1.5 Hours Per Axis
Shock	1. Weight >20g, 50g half sine wave for 11ms, Speed variation 3.44m/s 2. Weight <=20g, 100g Half sine wave for 6ms, Speed variation 3.75m/s 3. Total 18 times (6 directions, 3 repetitions per direction).
Altitude	Standard: 30,000 Ft (Epoxy Sealed Controlled Environment) Optional: Hermetically Sealed (60,000 ft. 1.0 PSI min)
Hermetically Sealed (Optional)	MIL-STD-883 (For Hermetically Sealed Units)

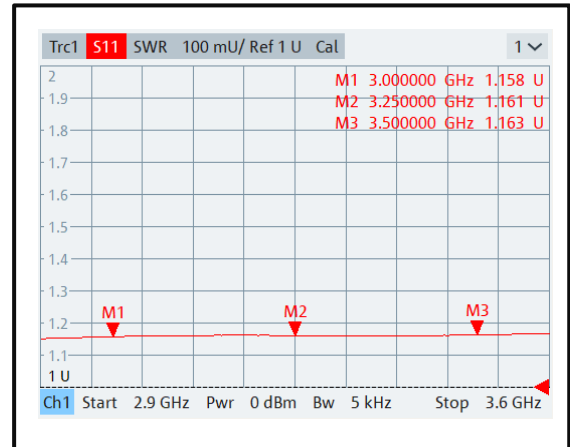
\*For vibration testing details please see additional information section.

Typical Performance Plots

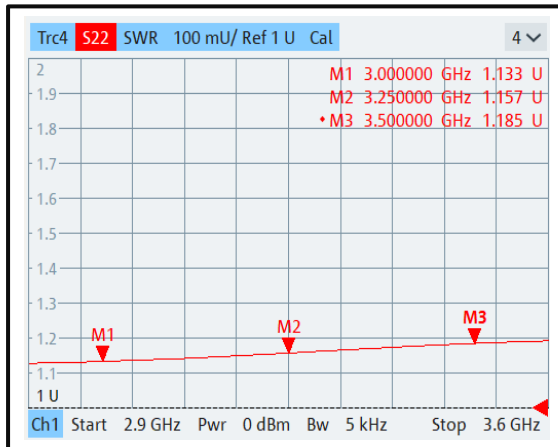
Loss & Amplitude Imbalance



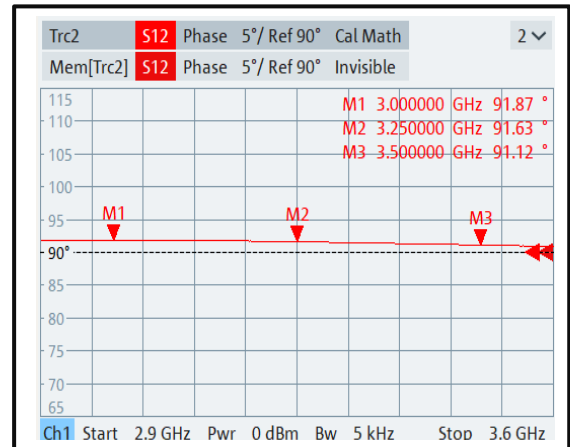
Input VSWR



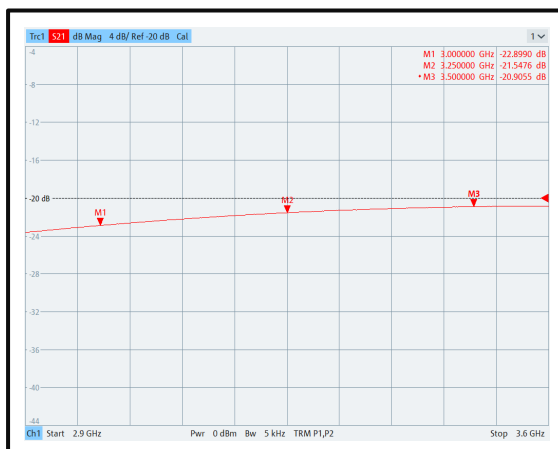
Output VSWR



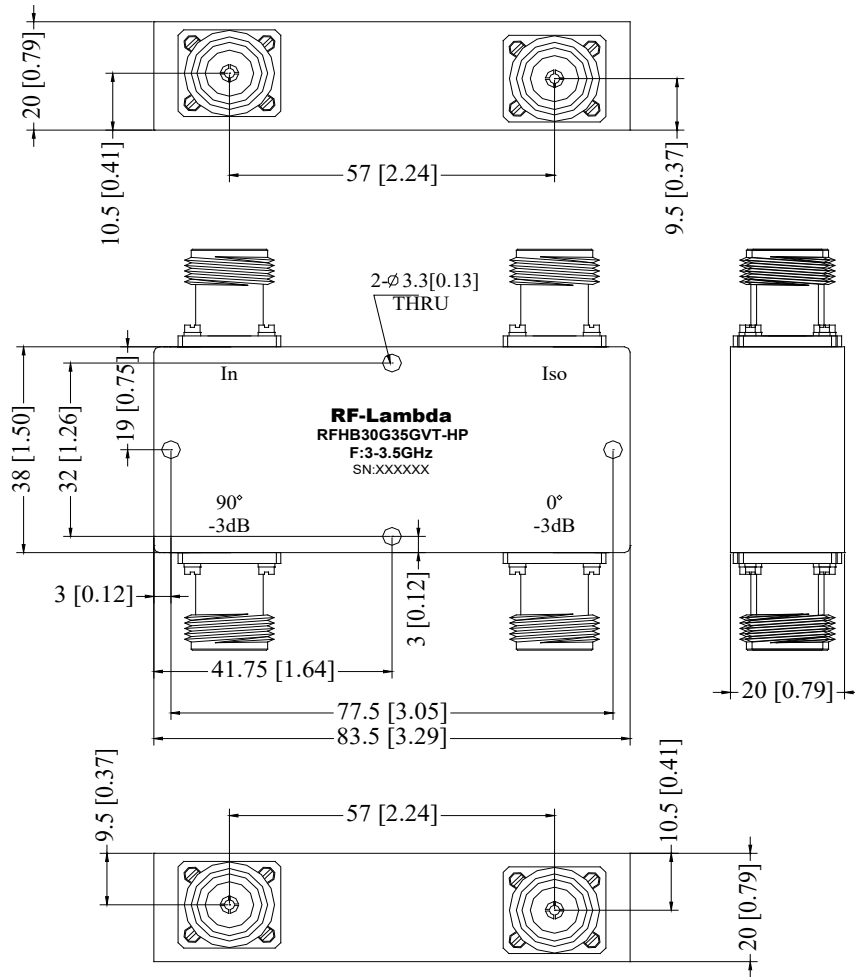
Phase Imbalance



Isolation



**Outline Drawing**



Notes:

1. Package Material: Aluminum
2. Finish: Blue Paint
3. All dimensions are in millimeters [inches].
4. Outline Tolerances  $\pm 0.5$  [0.02], Mounting Hole Tolerances  $\pm 0.2$  [0.008] unless otherwise specified.



Additional Information

Documentation	Webpage
---------------	---------

Connector Torque Specifications

[https://www.rflambda.com/pdf/Torque\\_Specifications.pdf](https://www.rflambda.com/pdf/Torque_Specifications.pdf)

Random Vibration Test Standard

[https://www.rflambda.com/pdf/rflambda\\_random\\_vibration\\_MIL-STD-202G.pdf](https://www.rflambda.com/pdf/rflambda_random_vibration_MIL-STD-202G.pdf)

**Ordering Information**

Part Number	Modification	Description
RFHB30G35GVT-HP	Input Connector N-Female and Output Connector N-Female	3GHz-3.5GHz High Power Hybrid Coupler

**Important Notice**

The information contained herein is believed to be reliable. RF-Lambda makes no warranties regarding the information contained herein. RF-Lambda assumes no responsibility or liability whatsoever for any of the information contained herein. RF-Lambda assumes no responsibility or liability whatsoever for the use of the information contained herein. The information contained herein is provided "AS IS, WHERE IS" and with all faults, and the entire risk associated with such information is entirely with the user. All information contained herein is subject to change without notice. Customers should obtain and verify the latest relevant information before placing orders for RF-Lambda products. The information contained herein or any use of such information does not grant, explicitly or implicitly, to any party any patent rights, licenses, or any other intellectual property rights, whether with regard to such information itself or anything described by such information.

RF-Lambda products are not warranted or authorized for use as critical components in medical, life-saving, or life sustaining applications, or other applications where a failure would reasonably be expected to cause severe personal injury or death.