


## Suspended Substrate Stripline High Pass Filter 6 - 22GHz



### Features

- SSS Filter - Suspended Substrate Strip-line Filter
- Flat frequency response and low insertion loss
- Designs that Cover up to 40 GHz Also Available

### Typical Applications

- Wireless Infrastructure
- Military & Aerospace
- Test & Measurement

Electrical Specifications,  $T_A = 25\text{ }^\circ\text{C}$

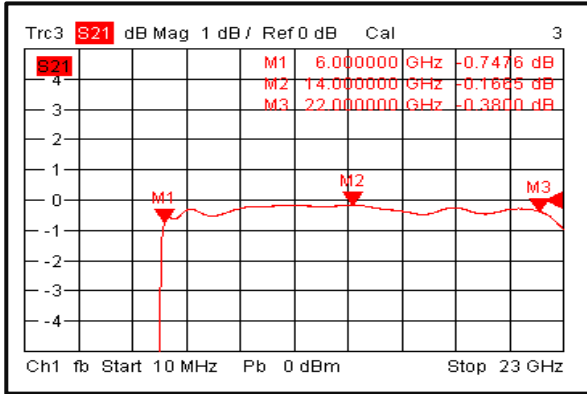
Parameters		Min.	Typ.	Max.	Units
Frequency Range		6		22	GHz
Insertion Loss			0.6	1.0	dB
Pass Band Ripple			0.8	1.0	dB
VSWR			1.7	1.8	:1
Rejection	@DC-5GHz	50	55		dB
Power Rating	Average	15			W
	Peak	100 (10% Duty Cycle, 1 us Pulse Width)			W
Impedance		50			Ohms
Weight		1.2 Max.			ounces
Input / Output Connectors		SMA-Male / SMA-Female			
Material		Aluminum			
Finish		Blue Paint			

**Environmental Specifications and Test Standards**

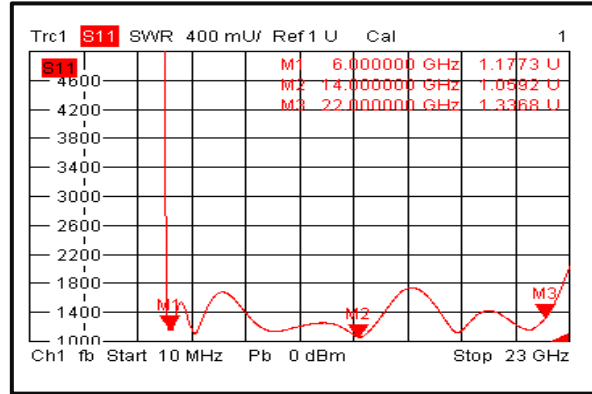
Parameter	Description
Operational Temperature	-55°C~+85°C
Storage Temperature	-55°C~+125°C
Thermal Shock	-55°C~+85°C (5 Cycles / 10 hours)
Random Vibration	MIL-STD-202G Table 214-I, Test Condition Letter C 1.5 Hours Per Axis
High Temperature Burn In	Temperature +85°C for 72 Hours
Shock	1. Weight >20g, 50g half sine wave for 11ms, Speed variation 3.44m/s 2. Weight <=20g, 100g Half sine wave for 6ms, Speed variation 3.75m/s 3. Total 18 times (6 directions, 3 repetitions per direction).
Altitude	Standard: 30,000 Ft (Epoxy Sealed Controlled Environment) Optional: Hermetically Sealed (60,000 ft. 1.0 PSI min)
Hermetically Sealed (Optional)	MIL-STD-883 (For Hermetically Sealed Units)

Typical Performance Plots

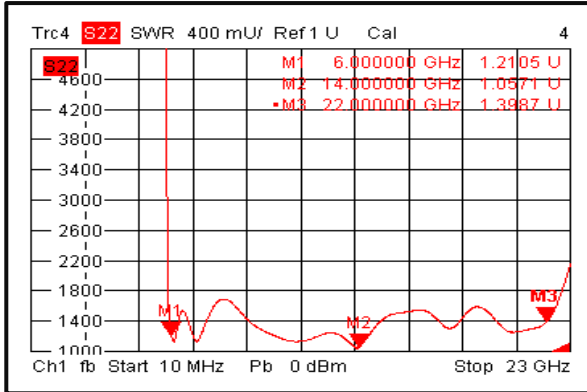
**Insertion Loss**



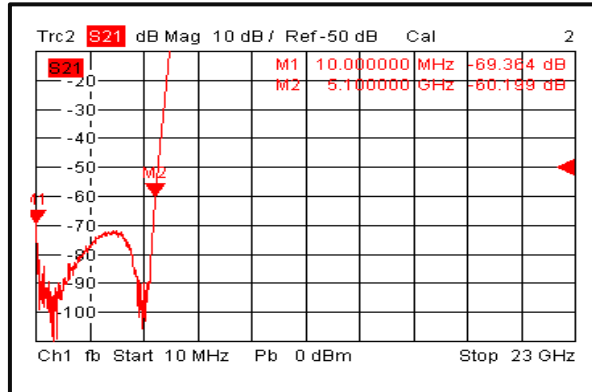
**Input VSWR**



**Output VSWR**

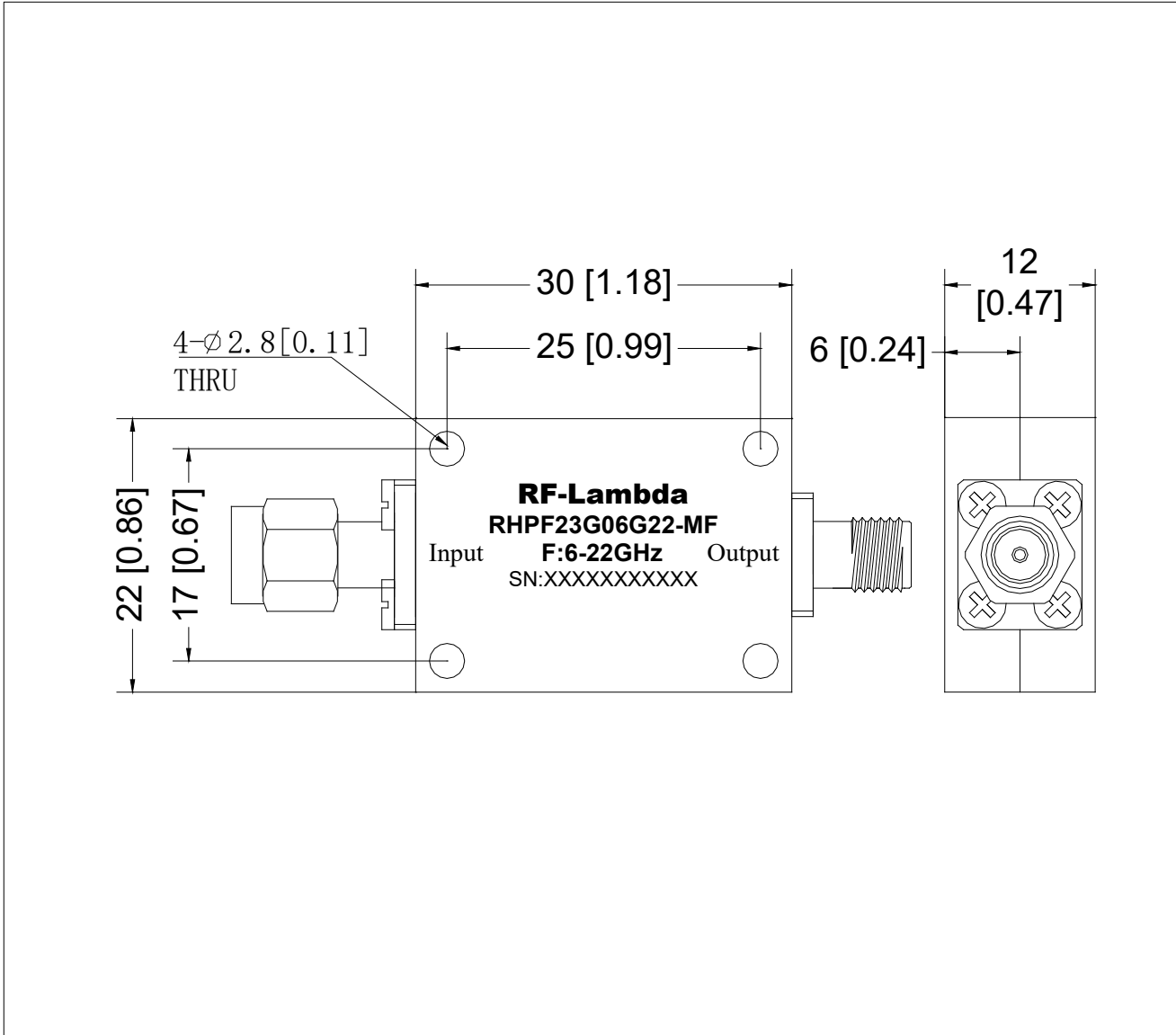


**Rejection**



**Outline Drawing:**

All Dimensions in mm [inches]  
 Outline Tolerance  $\pm 0.5$  [0.02]  
 Mounting Hole Tolerance  $\pm 0.2$  [0.008]



**Suspended Substrate Stripline High Pass Filter 6-22GHz**

**Important Notice**

The information contained herein is believed to be reliable. RF-Lambda makes no warranties regarding the information contained herein. RF-Lambda assumes no responsibility or liability whatsoever for any of the information contained herein. RF-Lambda assumes no responsibility or liability whatsoever for the use of the information contained herein. The information contained herein is provided "AS IS, WHERE IS" and with all faults, and the entire risk associated with such information is entirely with the user. All information contained herein is subject to change without notice. Customers should obtain and verify the latest relevant information before placing orders for RF-Lambda products. The information contained herein or any use of such information does not grant, explicitly or implicitly, to any party any patent rights, licenses, or any other intellectual property rights, whether with regard to such information itself or anything described by such information. RF-Lambda products are not warranted or authorized for use as critical components in medical, life-saving, or life sustaining applications, or other applications where a failure would reasonably be expected to cause severe personal injury or death.