



### Coaxial Cavity Band Pass Filter 3.2 - 4.8GHz



#### Features

- High Rejection
- Low Insertion Loss
- Excellent Temperature Stability
- Filter Type: Cavity
- Customization available upon request

#### Typical Applications

- Wireless Infrastructure
- Test and Measurement
- Military and Aerospace

Electrical Specifications,  $T_A = 25^\circ C$

Parameters		Min.	Typ.	Max.	Units
Frequency Range		3.2		4.8	GHz
Insertion Loss			0.9	1.5	dB
Pass Band Ripple			0.6	0.8	dB
VSWR			1.3	1.5	: 1
Rejection	@DC-3GHz	40	50		dB
	@4.99-6.95GHz	40	50		dB
Power Rating	Average			30	W
	Peak			500	W
Impedance		50			Ohms
Weight		3.3 Max.			Ounces
Input / Output Connectors		SMA-Female			
Material		Aluminum			
Finish		Blue Paint			

Coaxial Cavity Band Pass Filter 3.2 – 4.8GHz

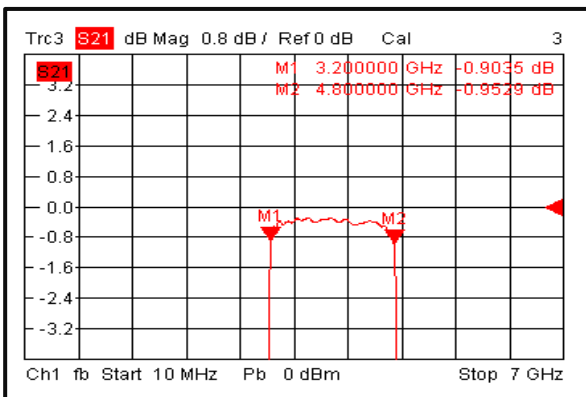


**Environmental Specifications and Test Standards**

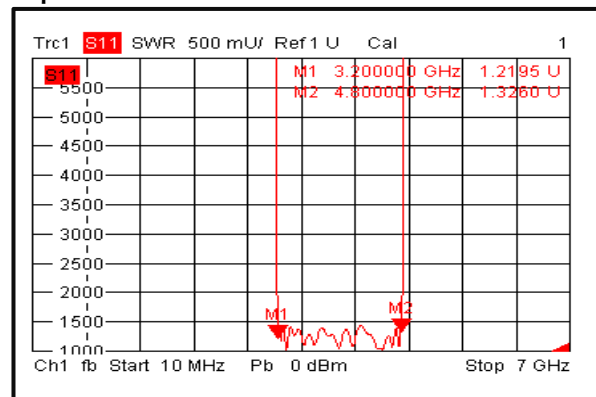
Parameter	Standard	Description
Operational Temperature	MIL-STD-39016	-40°C~+85°C
Storage Temperature		-55°C~+125°C
Thermal Shock		1 Hour@ -45°C → 1 Hour @ +85°C (5 Cycles)
Random Vibration		Acceleration Spectral Density 6 (m/s) Total 92.6 RMS
Electrical & Temperature Burn In		Temperature +85°C for 72 Hours
Shock		1. Weight >20g, 50g half sine wave for 11ms, Speed variation 3.44m/s 2. Weight <=20g, 100g Half sine wave for 6ms, Speed variation 3.75m/s 3. Total 18 times (6 directions, 3 repetitions per direction).
Altitude	Standard: 30,000 Ft (Epoxy Sealed Controlled Environment) Optional: Hermetically Sealed (60,000 ft. 1.0 PSI min)	
Hermetically Sealed (Optional)	MIL-STD-883	MIL-STD-883 (For Hermetically Sealed Units)

**Typical Performance Plots**

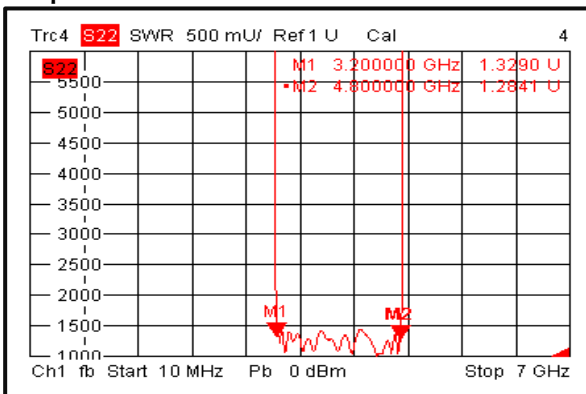
**Loss**



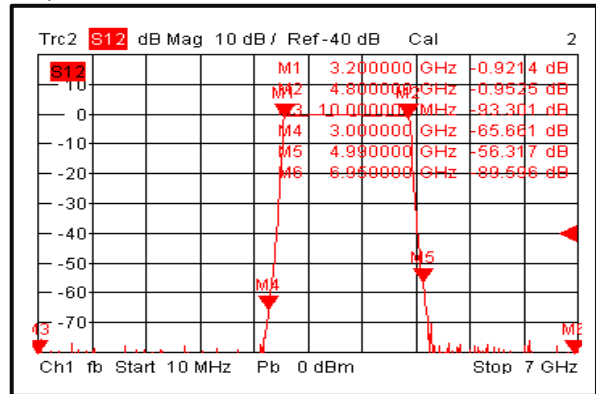
**Input VSWR**



**Output VSWR**



**Rejection**



**Coaxial Cavity Band Pass Filter 3.2 – 4.8GHz**

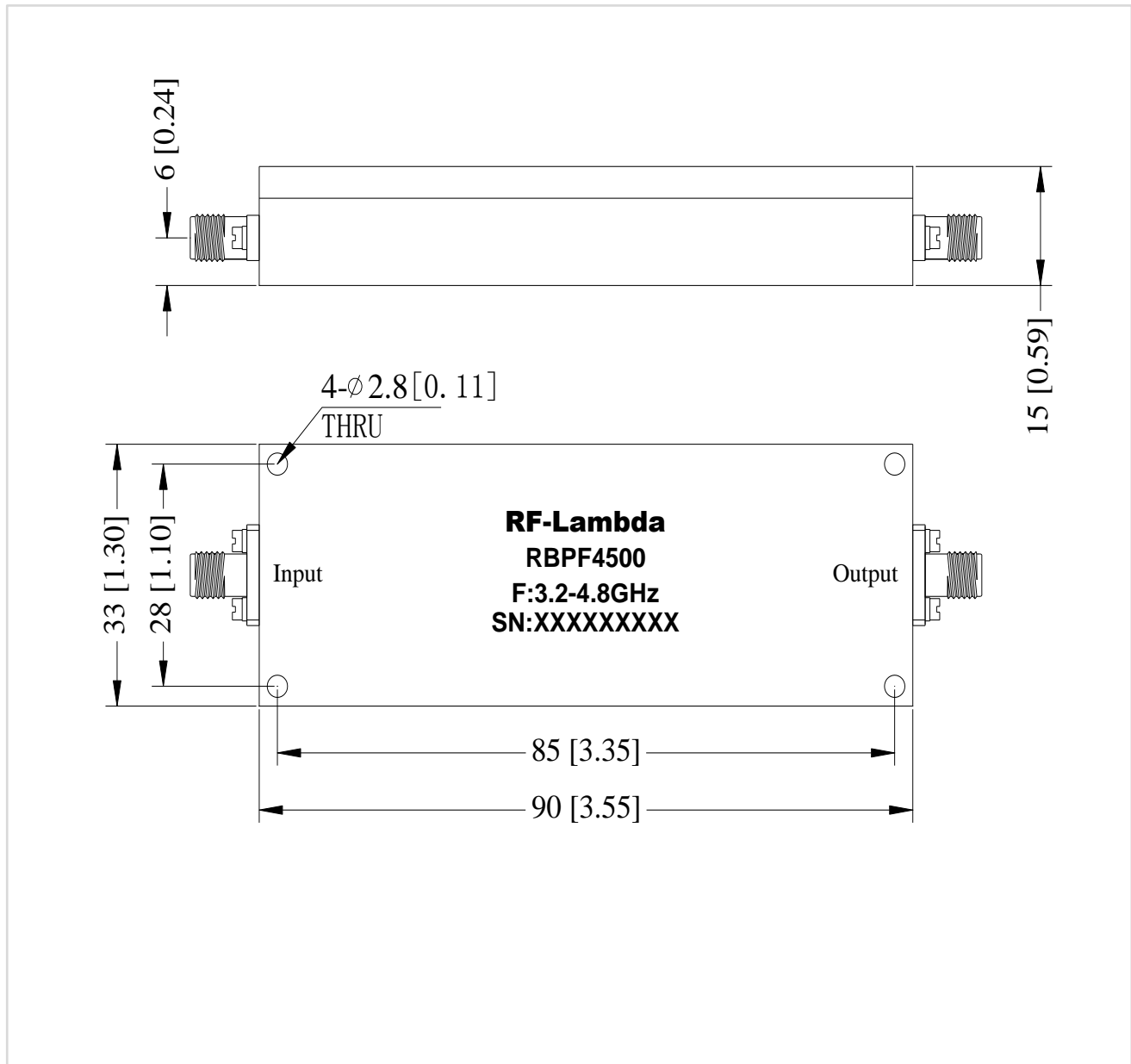


### Outline Drawing:

All Dimensions in mm (inches)

Outline Tolerances  $\pm 0.5(0.02)$

Mounting Holes Tolerances  $\pm 0.2(0.008)$



Coaxial Cavity Band Pass Filter 3.2 – 4.8GHz

### Important Notice

The information contained herein is believed to be reliable. RF-Lambda makes no warranties regarding the information contained herein. RF-Lambda assumes no responsibility or liability whatsoever for any of the information contained herein. RF-Lambda assumes no responsibility or liability whatsoever for the use of the information contained herein. The information contained herein is provided "AS IS, WHERE IS" and with all faults, and the entire risk associated with such information is entirely with the user. All information contained herein is subject to change without notice. Customers should obtain and verify the latest relevant information before placing orders for RF-Lambda products. The information contained herein or any use of such information does not grant, explicitly or implicitly, to any party any patent rights, licenses, or any other intellectual property rights, whether with regard to such information itself or anything described by such information. RF-Lambda products are not warranted or authorized for use as critical components in medical, life-saving, or life sustaining applications, or other applications where a failure would reasonably be expected to cause severe personal injury or death.