



Coaxial 50W 20dB Directional Coupler 1 - 4GHz



Features

- High power handling up to 50 W
- Ultra Wide band operation
- High directivity within operational band
- Low Insertion Loss
- Stable performance over temperature
- High peak to average handling capability

Typical Applications

- Aerospace and military applications
- LMDS multi-carrier operation

Electrical Specifications, $T_A=25^\circ\text{C}$

Parameter	Min.	Typ.	Max.	Units
Frequency Range	1		4	GHz
Nominal Coupling	19	20	21	dB
Frequency Sensitivity		± 0.5	± 0.7	dB
Directivity	20	25		dB
Insertion Loss(Excl Coupling)			0.4	dB
Insertion Loss (true)		0.26	0.4	dB
VSWR Primary		1.2	1.25	: 1
VSWR Secondary		1.2	1.25	: 1
Power Rating	Average	50		W
	Peak	1		KW
Impedance	50			Ohms
Weight	4.94			ounces
Input / Output Connectors	N-Female			
Material	Aluminum			
Finish	Blue Paint			

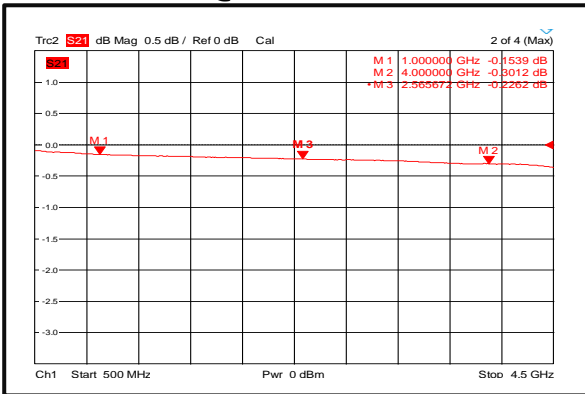
Environmental Specifications and Test Standards

Parameter	Standard	Description
Operational Temperature	MIL-STD-39016	-45°C~+85°C
Storage Temperature		-55°C~+125°C
Thermal Shock		1 Hour@ -45°C → 1 Hour @ +85°C (5 Cycles)
Random Vibration		Acceleration Spectral Density 6 (m/s) Total 92.6 RMS
Electrical & Temperature Burn In		Temperature +85°C for 72 Hours
Shock		1. Weight >20g, 50g half sine wave for 11ms, Speed variation 3.44m/s 2. Weight <=20g, 100g Half sine wave for 6ms, Speed variation 3.75m/s 3. Total 18 times (6 directions, 3 repetitions per direction).
Altitude		Standard: 30,000 Ft (Epoxy Sealed Controlled Environment) Optional: Hermetically Sealed (60,000 ft. 1.0 PSI min)
Hermetically Sealed (Optional)	MIL-STD-883	MIL-STD-883 (For Hermetically Sealed Units)

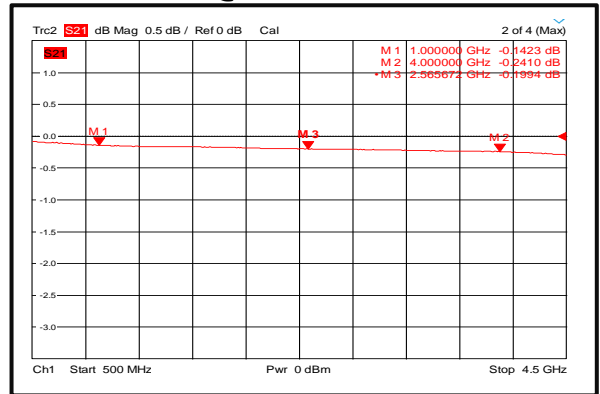


Typical Performance Plots

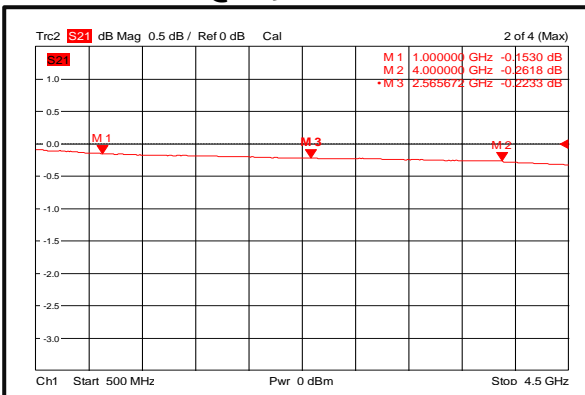
Insertion Loss @+25°C



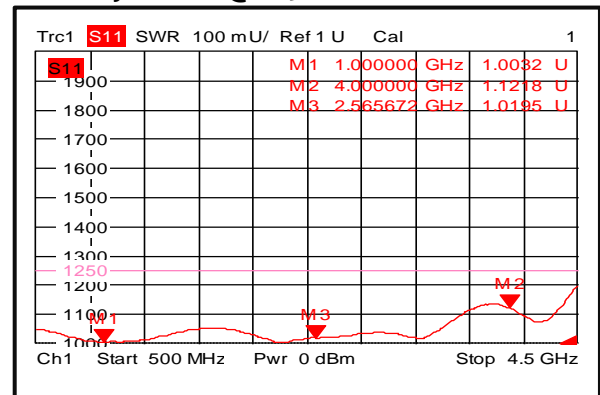
Insertion Loss @-45°C



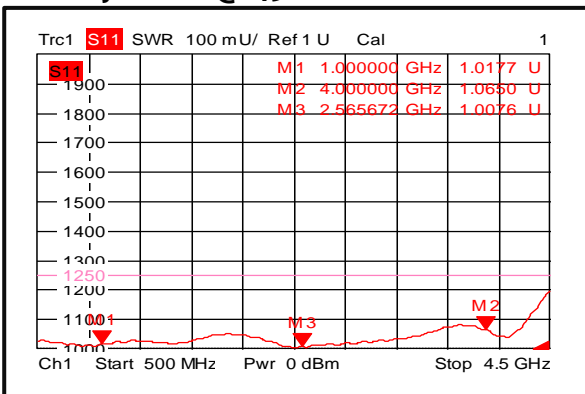
Insertion Loss @+85°C



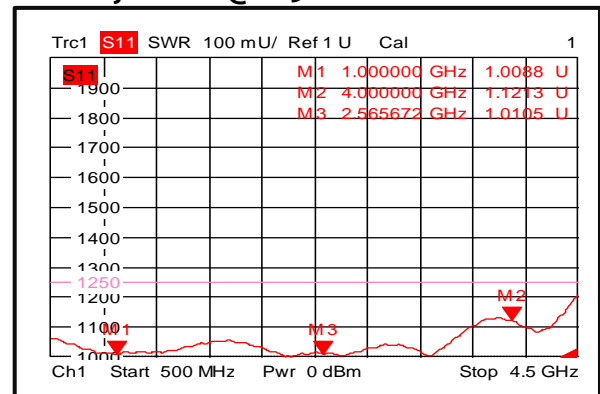
Primary VSWR @+25°C



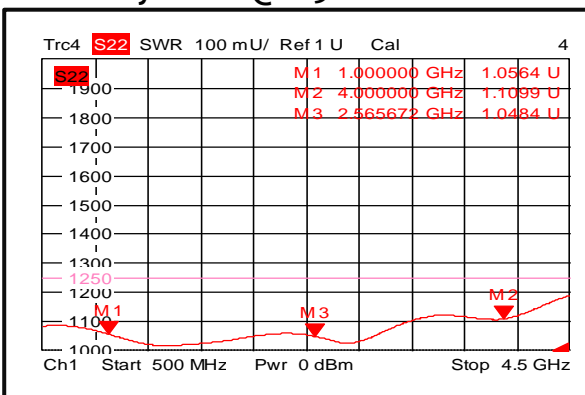
Primary VSWR @-45°C



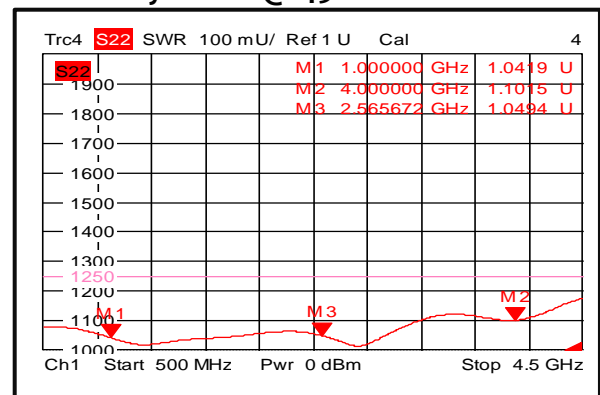
Primary VSWR @+85°C



Secondary VSWR @+25°C



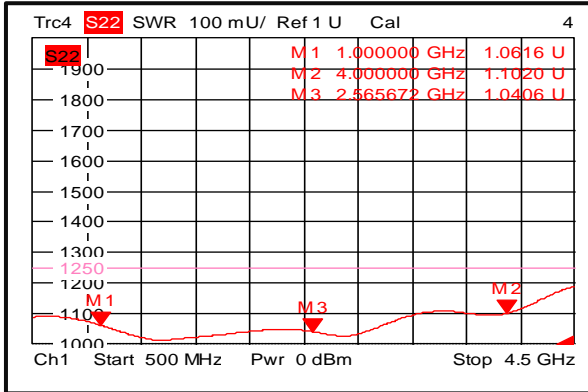
Secondary VSWR @-45°C



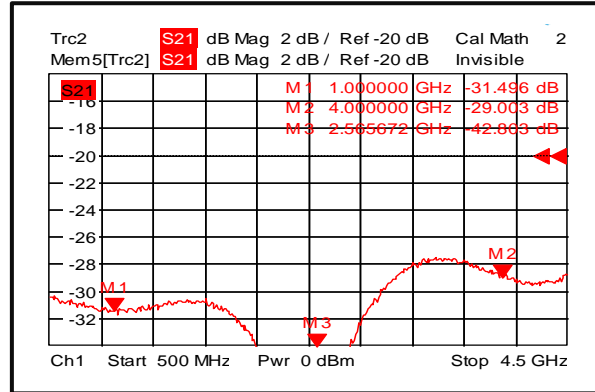
Coaxial 50W 20dB Directional Coupler 1 - 4GHz



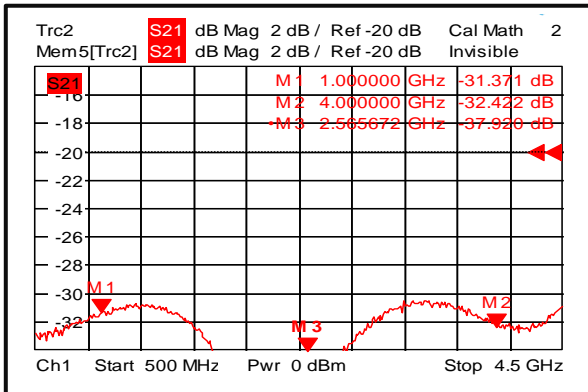
Secondary VSWR @+85°C



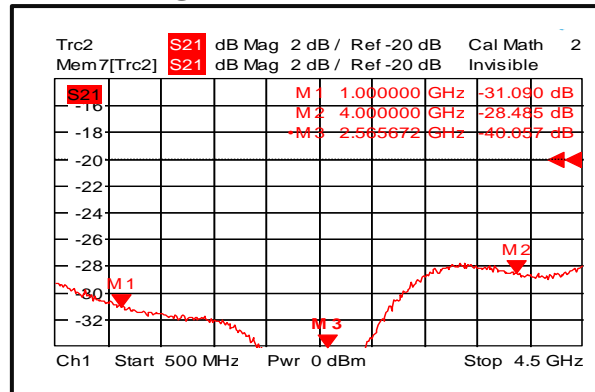
Directivity @+25°C



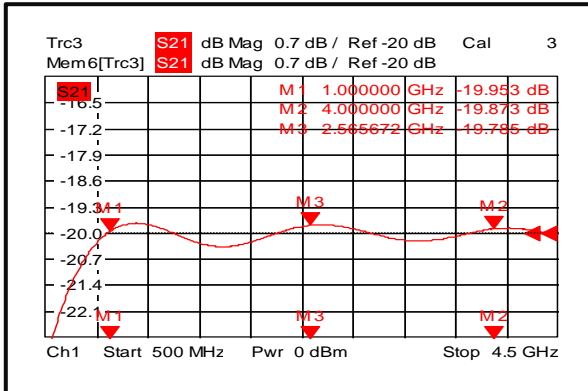
Directivity @-45°C



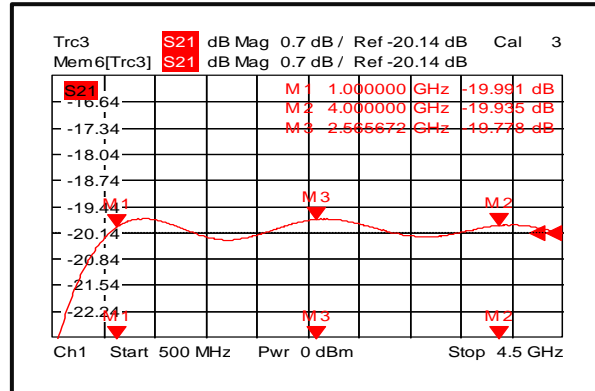
Directivity @+85°C



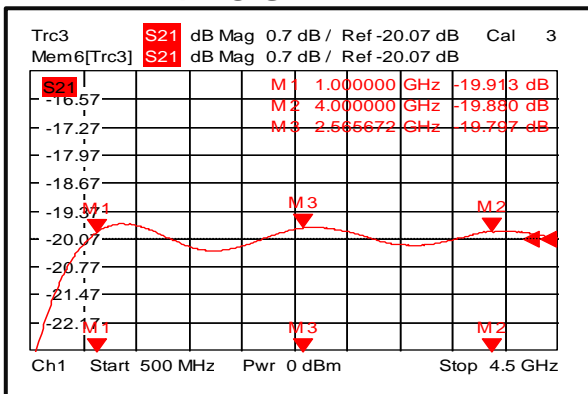
Nominal Coupling @+25°C



Nominal Coupling @-45°C



Nominal Coupling @+85°C



Coaxial 50W 20dB Directional Coupler 1 - 4GHz



RF-LAMBDA

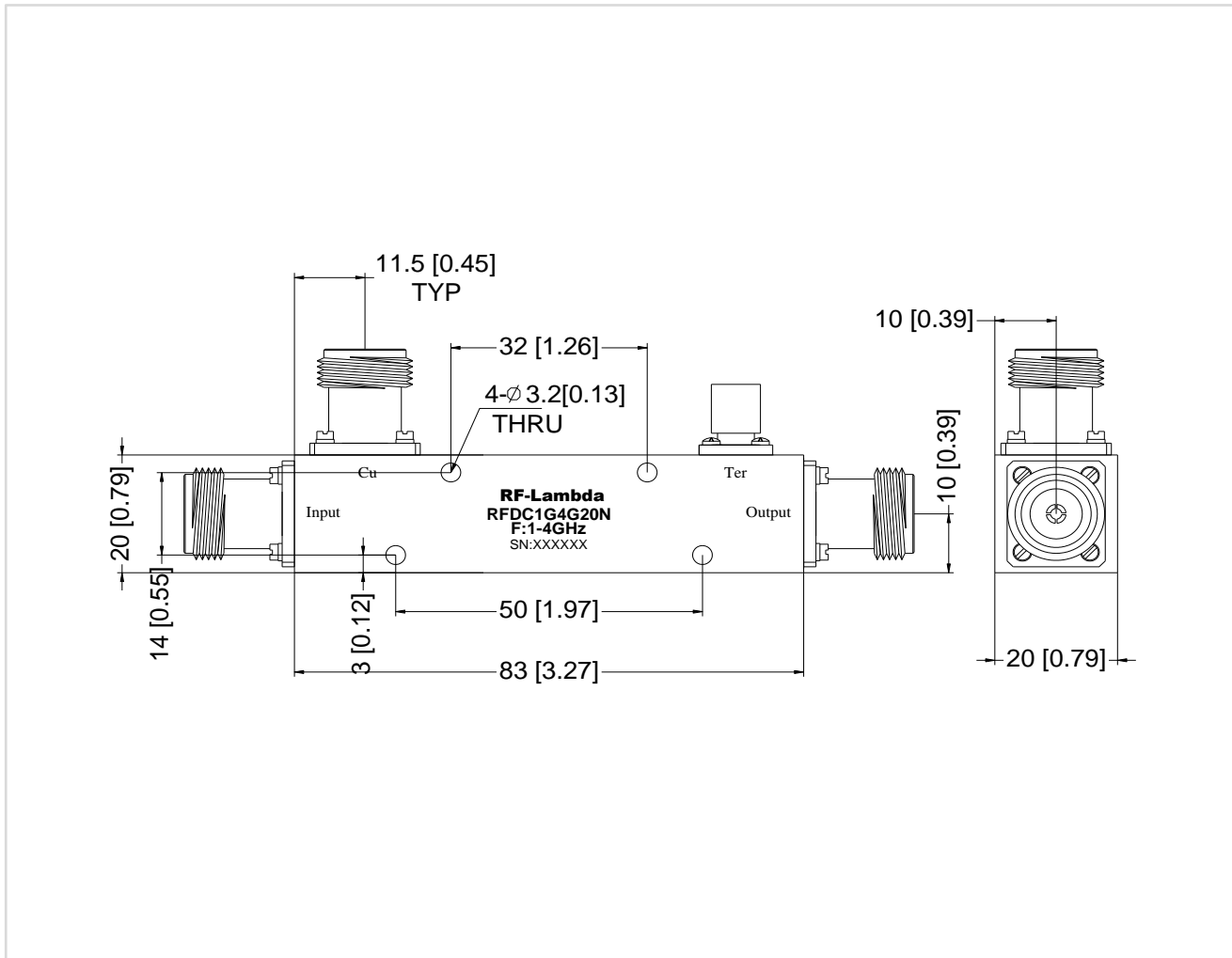
LEADER OF RF BROADBAND SOLUTIONS

RFDC1G4G20N

Outline Drawing:

All Dimensions in mm [inches]

Tolerance ± 0.25 [0.01]



Important Notice

The information contained herein is believed to be reliable. RF-Lambda makes no warranties regarding the information contained herein. RF-Lambda assumes no responsibility or liability whatsoever for any of the information contained herein. RF-Lambda assumes no responsibility or liability whatsoever for the use of the information contained herein. The information contained herein is provided "AS IS, WHERE IS" and with all faults, and the entire risk associated with such information is entirely with the user. All information contained herein is subject to change without notice. Customers should obtain and verify the latest relevant information before placing orders for RF-Lambda products. The information contained herein or any use of such information does not grant, explicitly or implicitly, to any party any patent rights, licenses, or any other intellectual property rights, whether with regard to such information itself or anything described by such information. RF-Lambda products are not warranted or authorized for use as critical components in medical, life-saving, or life sustaining applications, or other applications where a failure would reasonably be expected to cause severe personal injury or death.

Coaxial 50W 20dB Directional Coupler 1 - 4GHz