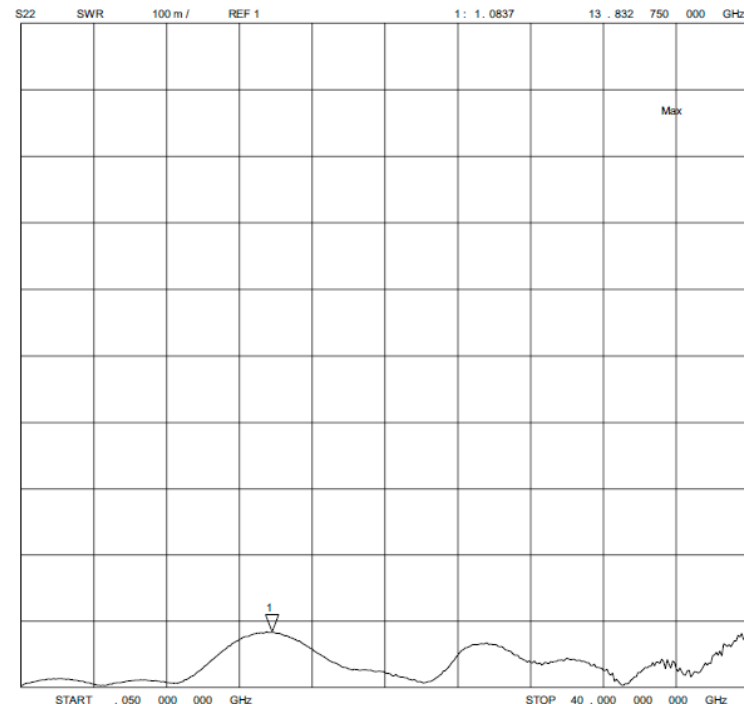
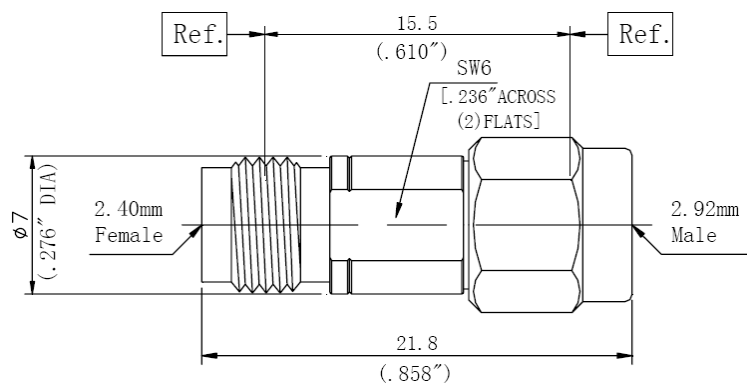



Coaxial Adapter 2.92mm Male to 2.4mm Female



2.0 Environment specifications	
2.1	Opt. Temp. -55°C~+165°C
2.2	Storage Temp. -60°C~+185°C
2.3	Altitude 45000 ft
2.4	Vibration 10g rms (15 degree 2KHz)
2.5	Humidity 100% RH at 35c, 95%RH at 40 °c
2.6	Shock 20G for 11msc

1.0 Mechanical Specifications	
1.1	2.92mm MIL-STD-348A
1.2	2.4mm STD-287-2007
1.3	MIL MIL-G-45204

PN	Frequency (GHz)	Impedance (Ω)	VSWR (max)	Insulate material	Material	Center PIN
RFC AERKMWF	DC-40	50	1.15	PEI	Stainless Steel SU303	Brass with Gold plating

PAGE 1 OF 1	DATE JAN 8 th 2003
<small>PROPRIETARY INFORMATION THE INFORMATION CONTAINED IN THIS DOCUMENT IS THE PROPERTY OF RF-LAMBDA EXCEPT AS SPECIFICALLY AUTHORIZED IN WRITINGS BY RF-LAMBDA. THE HOLDER OF THIS DOCUMENT SHALL KEEP ALL INFORMATION CONTAINED HEREIN CONFIDENTIAL AND SHALL PROTECT SAME IN THE WHOLE OR IN PART FROM DISCLOSURE AND DISSEMINATION OF ALL THIRD PARTIES AND SHALL USE SAME FOR OPERATING AND MAINTENANCE PURPOSES ONLY</small>	DESIGN RFPC
	RF-LAMBDA RFPC
	CAD MODEL REVISION 02-1
	ASSEMBLY REVISION VS23
 COAXIAL ADAPTER RFC AERKMWF	ASSEMBLY NAME RFLVR54
	DRAWING NUMBER D02-12
www.rflambda.com	
RF-LAMBDA	SIZE LT SHEETS 1 OF 1