


## Dual Junction Circulator 902 ~ 928MHz



Note: Photo is for illustration only.  
Please refer to the outline drawing

### Features

- High power handling up to 50W
- High isolation within operational band
- Low Insertion Loss
- Stable performance over temperature

### Typical Applications

- Aerospace and military applications
- Test and Measurement
- Wireless infrastructure

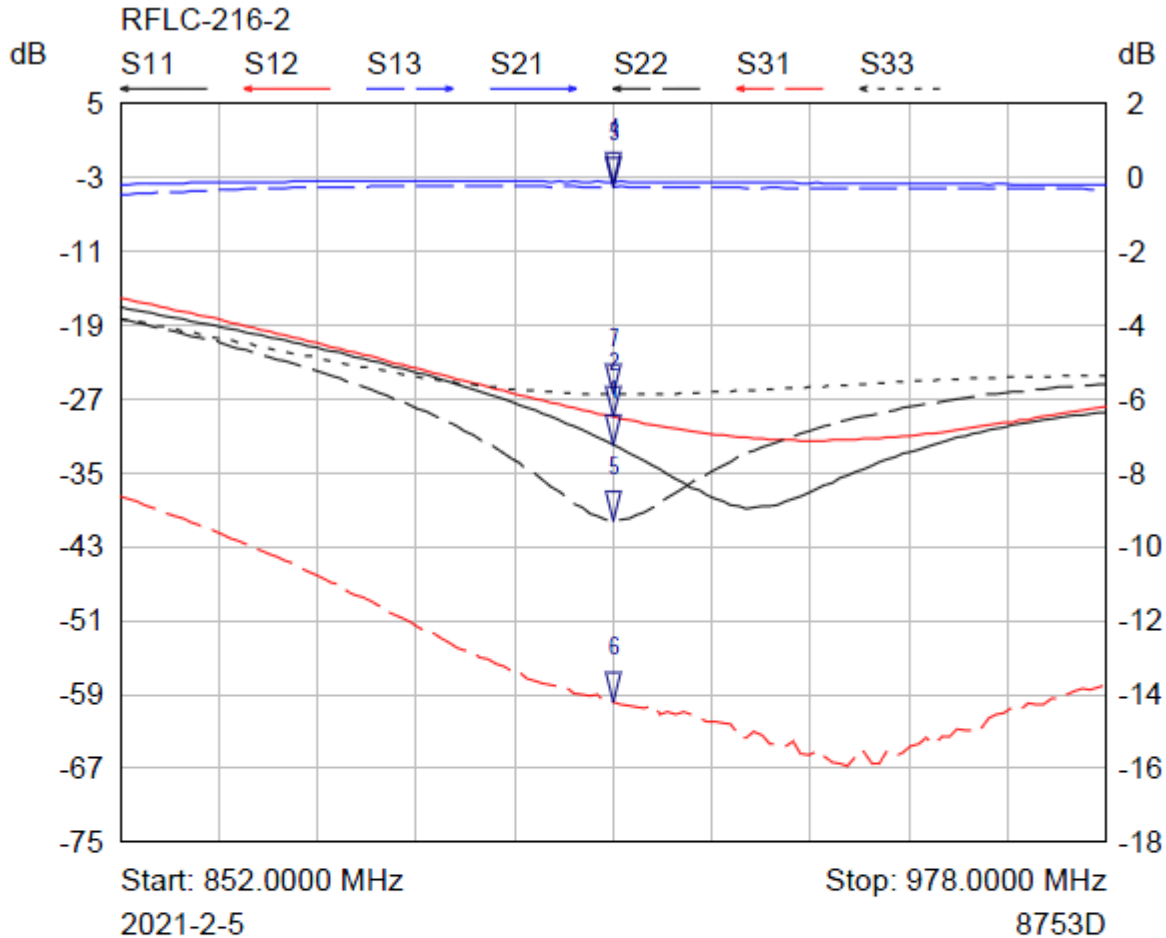
### Electrical Specifications, $T_A=25\text{ }^\circ\text{C}$

Parameter		Min.	Typ.	Max.	Units
Frequency Range		902-928			MHz
Insertion Loss	(port1->port2)			0.5	dB
	(port2->port3)			1	dB
Reverse Isolation	(port3->port2)	50			dB
	(port2->port1)	25			dB
VSWR				1.2	:1
Forward Power (CW)				50	W
Reverse Power (CW)				20	W
Rotation		port1->port2->port3			
Input / Output Connectors		N-Female			
Finish		Nickel Plated			
Case Material		Aluminum / Copper			
Impedance		50			$\Omega$

**Environmental Specifications and Test Standards**

Parameter	Description
Operational Temperature	-20°C~+60°C (Case Temperature)
Storage Temperature	-40°C~+85°C
Thermal Shock	-20°C → +60°C (5 Cycles / 10 hours)
Random Vibration	MIL-STD-202G Table 214-I, Test Condition Letter C 1.5 Hours Per Axis
High Temperature Burn In	Temperature +70°C for 72 Hours
Shock	1. Weight >20g, 50g half sine wave for 11ms, Speed variation 3.44m/s 2. Weight <=20g, 100g Half sine wave for 6ms, Speed variation 3.75m/s 3. Total 18 times (6 directions, 3 repetitions per direction).
Altitude	Standard: 30,000 Ft (Epoxy Sealed Controlled Environment) Optional: Hermetically Sealed (60,000 ft. 1.0 PSI min)
Hermetically Sealed (Optional)	MIL-STD-883 (For Hermetically Sealed Units)

Typical Performance Plots



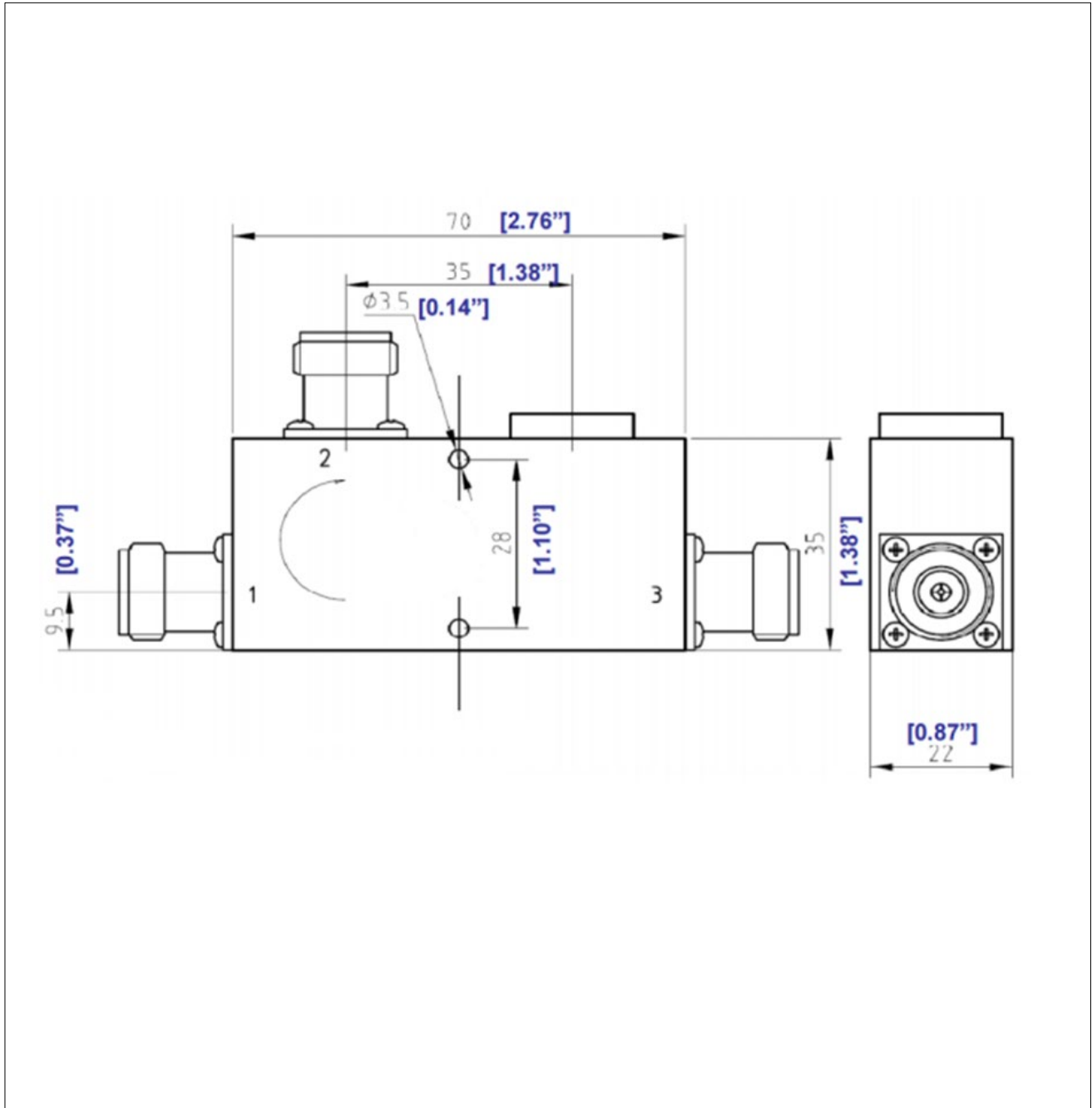
Mkr	Trace	X-Axis	Value	Notes
1 ▾	S11	915.0000 MHz	-31.95 dB	
2 ▾	S12	915.0000 MHz	-28.92 dB	
3 ▾	S13	915.0000 MHz	-0.26 dB	
4 ▾	S21	915.0000 MHz	-0.13 dB	
5 ▾	S22	915.0000 MHz	-40.17 dB	
6 ▾	S31	915.0000 MHz	-59.84 dB	
7 ▾	S33	915.0000 MHz	-26.48 dB	

SN:20210201

**Dual Junction Circulator 902 ~ 928MHz**

**Outline Drawing:**

All Dimensions in mm [inches]



**Dual Junction Circulator 902 ~ 928MHZ**

**Important Notice**

The information contained herein is believed to be reliable. RF-Lambda makes no warranties regarding the information contained herein. RF-Lambda assumes no responsibility or liability whatsoever for any of the information contained herein. RF-Lambda assumes no responsibility or liability whatsoever for the use of the information contained herein. The information contained herein is provided "AS IS, WHERE IS" and with all faults, and the entire risk associated with such information is entirely with the user. All information contained herein is subject to change without notice. Customers should obtain and verify the latest relevant information before placing orders for RF-Lambda products. The information contained herein or any use of such information does not grant, explicitly or implicitly, to any party any patent rights, licenses, or any other intellectual property rights, whether with regard to such information itself or anything described by such information. RF-Lambda products are not warranted or authorized for use as critical components in medical, life-saving, or life sustaining applications, or other applications where a failure would reasonably be expected to cause severe personal injury or death.