


Coaxial Cavity Dual Frequency Combiner 791MHz-862MHz



Product Description

RFDULTE0029 is a coaxial cavity dual frequency combiner with a frequency range of 791 to 862MHz.

The power rating is 100W. The insertion loss is 1.0dB with a minimum rejection of 80dB.

The working temperature of this product is between - 20°C and + 60°C.

Features

- Cavity Combiner
- High Isolation
- Low Insertion Loss
- Excellent Temperature Stability

Typical Applications

- Wireless Infrastructure
- Military and Aerospace Applications
- Test Instrumentation
- Radar Systems
- 5G Wireless Communications
- Microwave Radio Systems
- TR Modules
- Research and Development
- Cellular Base Stations

Electrical Specifications, TA = +25°C

Parameter	RX			TX			Units
	Min	Typ	Max	Min	Typ	Max	
Frequency Range	791 - 821			832 - 862			MHz
Insertion Loss	0.8			1.0			dB
Pass Band Ripple	0.5			0.5			dB
VSWR	1.25			1.25			: 1
Rejection	@832-862MHz	80	85				dB
	@791-821MHz				80	85	dB
Power(CW)	100						W
Weight	7.6 Max.						lbs
Impedance	50						Ω
Input / Output Connectors	SMA-Female(Input) – SMA-Female(Output)						
Package	Epoxy Sealed (Standard)						
	Hermetically Sealed (Optional)						

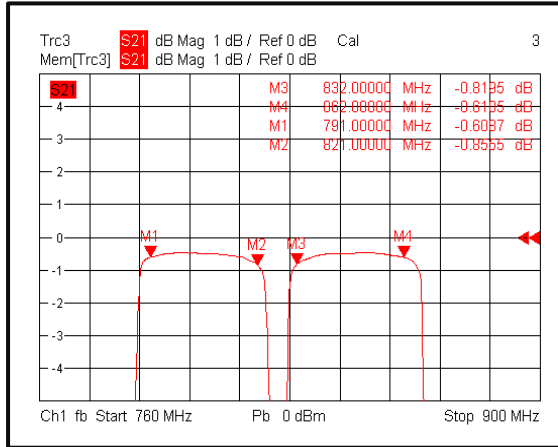
Environmental Specifications and Test Standards

Parameter	Description
Operational Temperature	-20°C to +60°C (Case Temperature)
Storage Temperature	-40°C to +85°C
Thermal Shock	-20°C → +60°C (5 Cycles / 10 hours)
**Random Vibration	MIL-STD-202G Table 214-I, Test Condition Letter C 1.5 Hours Per Axis
Shock	1. Weight >20g, 50g half sine wave for 11ms, Speed variation 3.44m/s 2. Weight <=20g, 100g Half sine wave for 6ms, Speed variation 3.75m/s 3. Total 18 times (6 directions, 3 repetitions per direction).
Altitude	Standard: 30,000 Ft (Epoxy Sealed Controlled Environment) Optional: Hermetically Sealed (60,000 ft. 1.0 PSI min)
Hermetically Sealed (Optional)	MIL-STD-883 (For Hermetically Sealed Units)

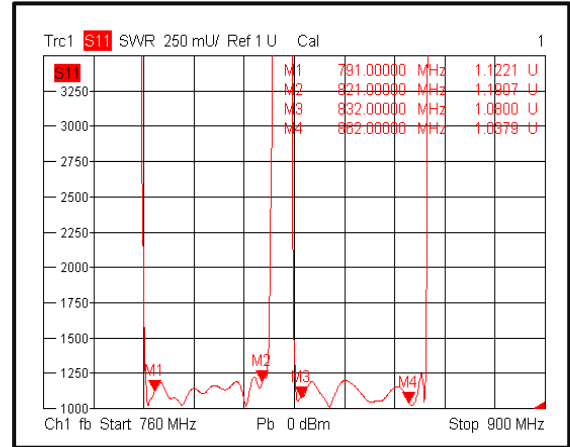
**For vibration testing details please see additional information section.

Typical Performance Plots

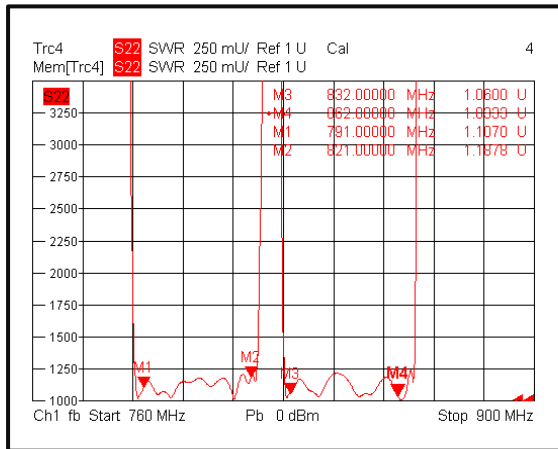
Insertion Loss



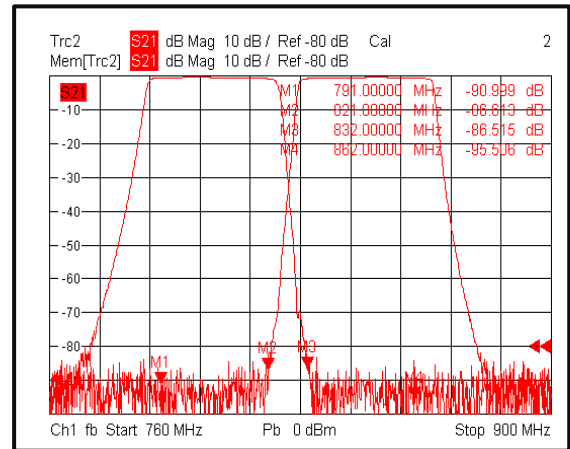
VSWR



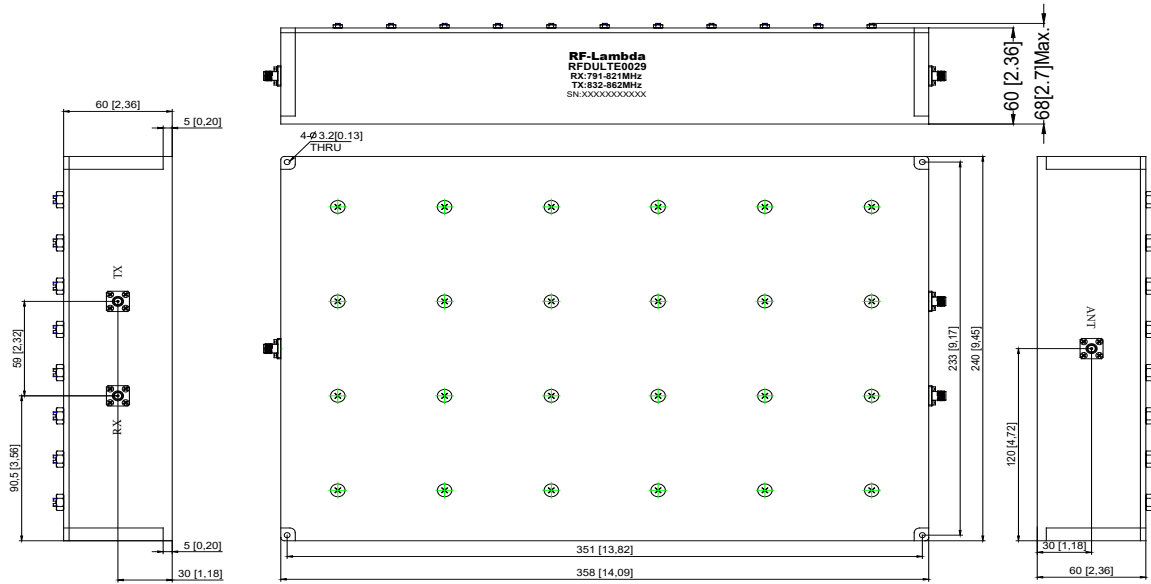
VSWR



Rejection & Isolation



Outline Drawing



Notes:

1. Package Material: Aluminum
2. Finish: Blue Painted
3. All dimensions are in millimeters [inches].
4. Outline Tolerances ± 1.0 [0.04], Mounting Hole Tolerances ± 0.5 [0.02] unless otherwise specified.



Additional Information

Documentation	Webpage
---------------	---------

Connector Torque Specifications

https://www.rflambda.com/pdf/Torque_Specifications.pdf

Random Vibration Test Standard

https://www.rflambda.com/pdf/rflambda_random_vibration_MIL-STD-202G.pdf

Ordering Information

Part Number	Modification	Description
RFDULTE0029	Standard	791-862MHz Coaxial Cavity Dual Frequency Combiner

Important Notice

The information contained herein is believed to be reliable. RF-Lambda makes no warranties regarding the information contained herein. RF-Lambda assumes no responsibility or liability whatsoever for any of the information contained herein. RF-Lambda assumes no responsibility or liability whatsoever for the use of the information contained herein. The information contained herein is provided "AS IS, WHERE IS" and with all faults, and the entire risk associated with such information is entirely with the user. All information contained herein is subject to change without notice. Customers should obtain and verify the latest relevant information before placing orders for RF-Lambda products. The information contained herein or any use of such information does not grant, explicitly or implicitly, to any party any patent rights, licenses, or any other intellectual property rights, whether with regard to such information itself or anything described by such information.

RF-Lambda products are not warranted or authorized for use as critical components in medical, life-saving, or life sustaining applications, or other applications where a failure would reasonably be expected to cause severe personal injury or death.