

25W Coaxial Fixed Attenuator DC-26.5GHz



Product Description

RFS25G26B is a coaxial fixed attenuator with a frequency range of DC to 26.5GHz.

The max average power of the attenuator is 25W. The max VSWR of 1.3:1.

The working temperature of this product is between - 40°C and + 85°C.

Features

- Wide frequency Band
- Low VSWR
- Multiple Attenuation Values Available

Typical Applications

- Wireless Infrastructure
- Military and Aerospace Applications
- Test Instrumentation
- Radar Systems
- 5G Wireless Communications
- Microwave Radio Systems
- TR Modules
- Research and Development
- Cellular Base Stations

Electrical Specifications (T_A=+25°C)

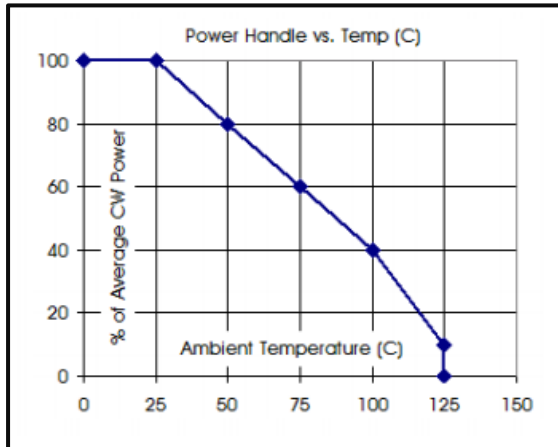
Parameter	Min	Typ	Max	Units
Frequency Range	DC		26.5	GHz
Attenuation Value & Accuracy	10	±1.2		dB
	20	±1.2		
	30	±1.2		
VSWR			1.3	: 1
IM3	-100dBc 3dB back off 1MHz step			
Power (CW)			25	W
Peak Power (0.5% Duty Cycle, 5us Pulse Width)			1	KW
Impedance		50		Ω
Weight		0.26 Max.		lbs.
Connectors		SMA or N		

Environmental Specifications and Test Standards

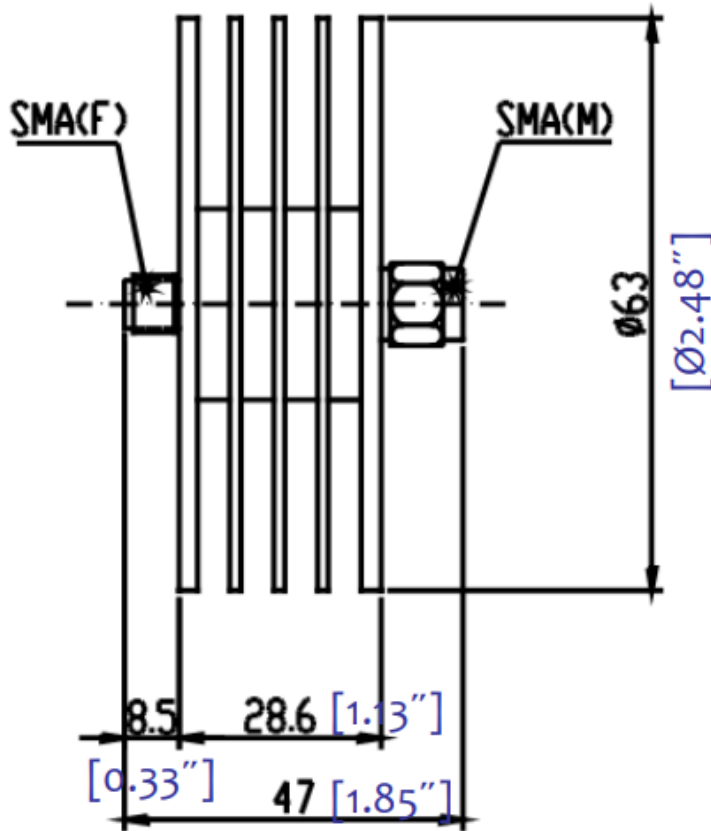
Parameter	Description
Operational Temperature	-40°C to +85°C (Case Temperature)
Storage Temperature	-55°C to +125°C
Thermal Shock	-40°C → +85°C (5 Cycles / 10 hours)
**Random Vibration	MIL-STD-202G Table 214-I, Test Condition Letter C 1.5 Hours Per Axis
High Temperature Burn In	Temperature +125°C for 72 Hours
Shock	1. Weight >20g, 50g half sine wave for 11ms, Speed variation 3.44m/s 2. Weight <=20g, 100g Half sine wave for 6ms, Speed variation 3.75m/s 3. Total 18 times (6 directions, 3 repetitions per direction).
Altitude	Standard: 30,000 Ft (Epoxy Sealed Controlled Environment) Optional: Hermetically Sealed (60,000 ft. 1.0 PSI min)
Hermetically Sealed (Optional)	MIL-STD-883 (For Hermetically Sealed Units)

**For vibration testing details please see additional information section.

Typical Performance Plots

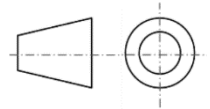


Outline Drawing



Notes:

1. Finish: Body painted with gray/black epoxy enamel
2. All dimensions are in millimeters [inches].
3. Tolerances ± 0.25 [0.01] unless otherwise specified.



Additional Information

Documentation	Webpage
ESD Policy	https://rflambda.com/pdf/rflambda_esd_control.pdf
Connector Torque Specifications	https://www.rflambda.com/pdf/Torque_Specifications.pdf
Random Vibration Test Standard	https://www.rflambda.com/pdf/rflambda_random_vibration_MIL-STD-202G.pdf

Ordering Information

Part Number	Modification	Description
RFS25G26B	SMA or N	DC-26.5GHz Fixed Attenuator

Important Notice

The information contained herein is believed to be reliable. RF-Lambda makes no warranties regarding the information contained herein. RF-Lambda assumes no responsibility or liability whatsoever for any of the information contained herein. RF-Lambda assumes no responsibility or liability whatsoever for the use of the information contained herein. The information contained herein is provided "AS IS, WHERE IS" and with all faults, and the entire risk associated with such information is entirely with the user. All information contained herein is subject to change without notice. Customers should obtain and verify the latest relevant information before placing orders for RF-Lambda products. The information contained herein or any use of such information does not grant, explicitly or implicitly, to any party any patent rights, licenses, or any other intellectual property rights, whether with regard to such information itself or anything described by such information.

RF-Lambda products are not warranted or authorized for use as critical components in medical, life-saving, or life sustaining applications, or other applications where a failure would reasonably be expected to cause severe personal injury or death.