

1~2 KW High Power Fixed Attenuator DC-3GHz



Features

- Low VSWR
- High Power
- Optimized for Pulsed Applications
- Fan Tray Included

Typical Applications

- Microwave Signal Attenuation.
- Test and Measurement.
- Wireless Infrastructure.

Electrical Specifications, 25°C

Part Number	Frequency Range	VSWR	Attenuation (dB)	Attenuation Accuracy (dB)	Power * (CW)	Peak Power* (KW)	Impedance (Ω)
RFS1000G3	DC-3GHz	1.4	40, 50	±2	1000W	10 5us Pulse Width 5% duty cycle	50
RFS1500G3					1500W		
RFS2000G3					2000W		

* Other attenuation values possible. Please inquire.

** Detailed working conditions to be confirmed before order is finalized. Peak Power, Pulse Width, Duty Cycle and how long the attenuator will operate at one time.

Mechanical Specifications

Weight	32Kg
Coaxial Connector	N or 7/16 (Male or Female)
Size	570 × 170 × 410mm
Finish	Black Epoxy Enamel

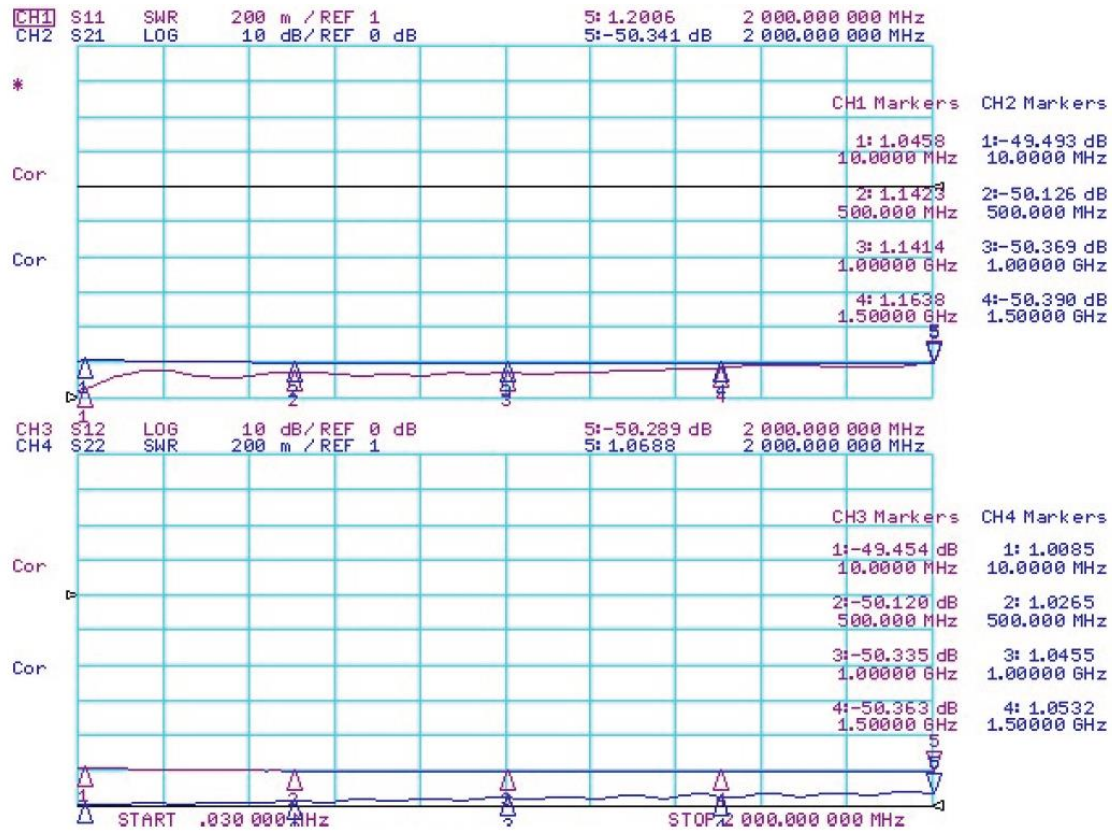
1~2 KW High Power Fixed Attenuator DC-3GHz

Environmental Specifications and Test Standards

Parameter	Description
Operational Temperature	-40°C~+85°C
Storage Temperature	-55°C~+125°C
Thermal Shock	-40°C → +85°C (5 Cycles / 10 hours)
Random Vibration	MIL-STD-202G Table 214-I, Test Condition Letter C 1.5 Hours Per Axis
High Temperature Burn In	Temperature +85°C for 72 Hours
Shock	1. Weight >20g, 50g half sine wave for 11ms, Speed variation 3.44m/s 2. Weight <=20g, 100g Half sine wave for 6ms, Speed variation 3.75m/s 3. Total 18 times (6 directions, 3 repetitions per direction).
Altitude	Standard: 30,000 Ft (Epoxy Sealed Controlled Environment) Optional: Hermetically Sealed (60,000 ft. 1.0 PSI min)
Hermetically Sealed (Optional)	MIL-STD-883 (For Hermetically Sealed Units)

1~2 KW High Power Fixed Attenuator DC-3GHz

Typical Performance Plots



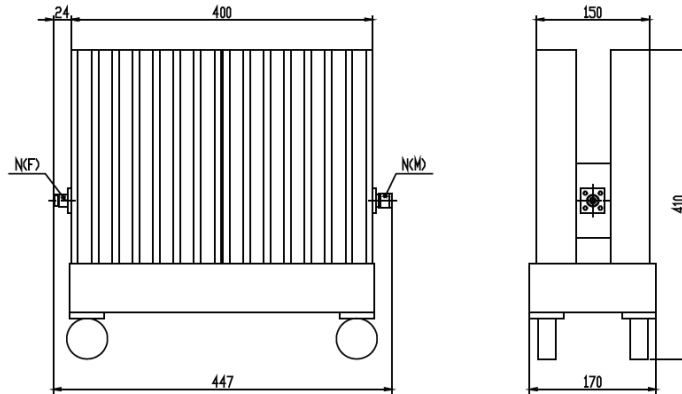
1~2 KW High Power Fixed Attenuator DC-3GHz

Outline Drawing

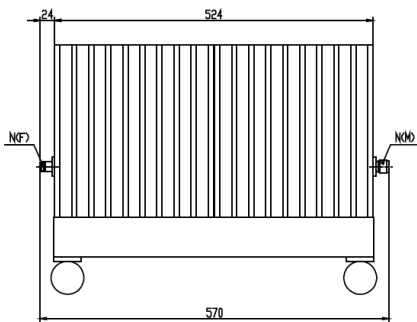
All Dimensions in mm [inches]

AC powered fans included (Default 110V)

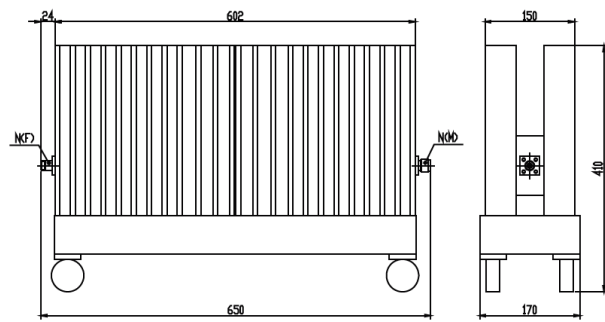
RFS1000G3



RFS1500G3



RFS2000G3



Important Notice

The information contained herein is believed to be reliable. RF-Lambda makes no warranties regarding the information contained herein. RF-Lambda assumes no responsibility or liability whatsoever for any of the information contained herein. RF-Lambda assumes no responsibility or liability whatsoever for the use of the information contained herein. The information contained herein is provided "AS IS, WHERE IS" and with all faults, and the entire risk associated with such information is entirely with the user. All information contained herein is subject to change without notice. Customers should obtain and verify the latest relevant information before placing orders for RF-Lambda products. The information contained herein or any use of such information does not grant, explicitly or implicitly, to any party any patent rights, licenses, or any other intellectual property rights, whether with regard to such information itself or anything described by such information. RF-Lambda products are not warranted or authorized for use as critical components in medical, life-saving, or life sustaining applications, or other applications where a failure would reasonably be expected to cause severe personal injury or death.

1~2 KW High Power Fixed Attenuator DC-3GHz