

## Voltage Control Phase Shifter 6GHz-18GHz



### Product Description

RVPT0618GAC is a voltage control phase shifter with a frequency range of 6 to 8GHz.

The phase shifter's adjustment range 180 degrees with phase flatness of  $\pm 15$  dB. The insertion loss is 5.0dB with a typical VSWR of 3.0:1.

Phase shifters are devices used to adjust transmission phase in a system. RF-Lambda phase shifters provide low insertion loss, and equal amplitude (or loss) in all phase states.

The working temperature of this product is between - 40°C and + 85°C.

### Features

- Wide Band Operation 6-18GHz
- 180° Phase Shift
- Low Insertion Loss and Low Phase Error
- Single Voltage Control Operation

### Typical Applications

- Wireless Infrastructure
- Military and Aerospace Applications
- Test Instrumentation
- Radar Systems
- 5G Wireless Communications
- Microwave Radio Systems
- TR Modules
- Research and Development
- Cellular Base Stations

### Electrical Specifications (T<sub>A</sub>=+25°C)

Parameter	Min	Typ	Max	Units
Frequency Range	6		18	GHz
Phase Range	180			deg
Insertion Loss		5.0	9.5	dB
Insertion Loss Temperature Coefficient		0.003		dB/ °C
Phase Flatness		$\pm 15$		deg
Control Voltage	0	15		V
Input VSWR (State of loss)		1.5	3.0	:1
Output VSWR (State of loss)		1.5	3.0	:1
0.1dB Compression Point (P0.1dB)		20		dBm
Current		5 Max.		mA
Weight		0.025Max.		lbs.
Impedance		50		Ohms
Input / Output Connectors	SMA-Female (Input) – SMA-Female (Output)			
Package	Epoxy Sealed (Standard)			
	Hermetically Sealed (Optional)			

**Absolute Maximum Ratings**

Parameter	Rating
Control Voltage	0~ 18V
RF Input power	+20dBm

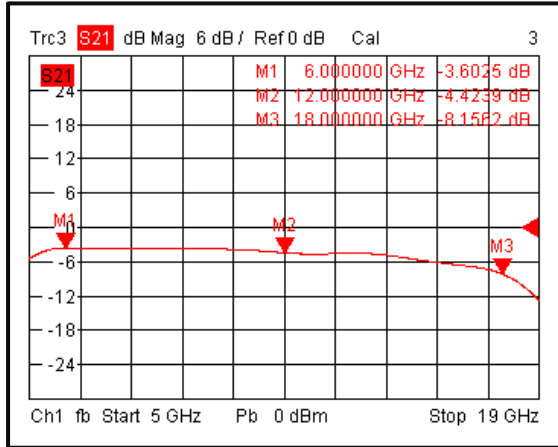
**Environmental Specifications and Test Standards**

Parameter	Description
Operational Temperature	-40°C to +85°C (Case Temperature)
Storage Temperature	-50°C to +105°C
Thermal Shock	-40°C → +85°C (5 Cycles / 10 hours)
**Random Vibration	MIL-STD-202G Table 214-I, Test Condition Letter C 1.5 Hours Per Axis
High Temperature Burn In	Temperature +85°C for 72 Hours
Shock	1. Weight >20g, 50g half sine wave for 11ms, Speed variation 3.44m/s 2. Weight <=20g, 100g Half sine wave for 6ms, Speed variation 3.75m/s 3. Total 18 times (6 directions, 3 repetitions per direction).
Altitude	Standard: 30,000 Ft (Epoxy Sealed Controlled Environment) Optional: Hermetically Sealed (60,000 ft. 1.0 PSI min)
Hermetically Sealed (Optional)	MIL-STD-883 (For Hermetically Sealed Units)

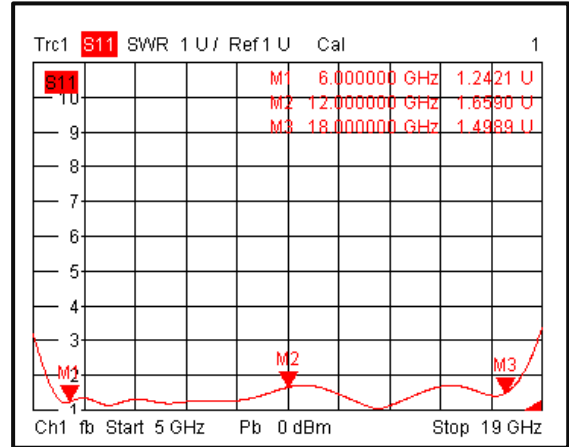
\*\*For vibration testing details please see additional information section.

Typical Performance Plots

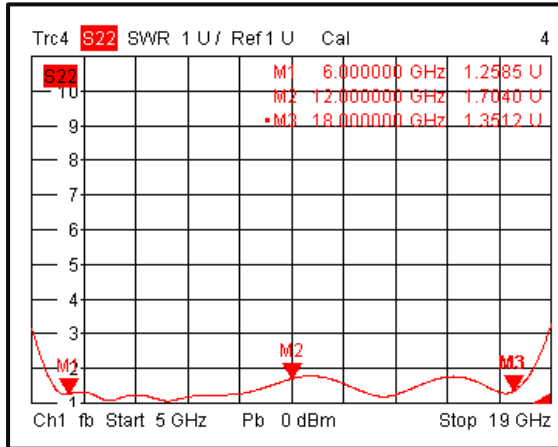
Insertion Loss@+25°C



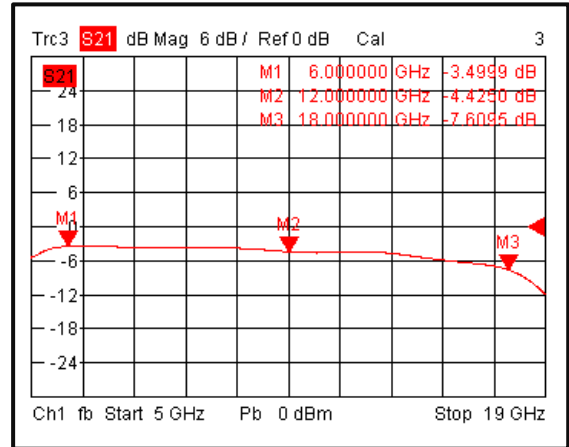
Input VSWR@+25°C



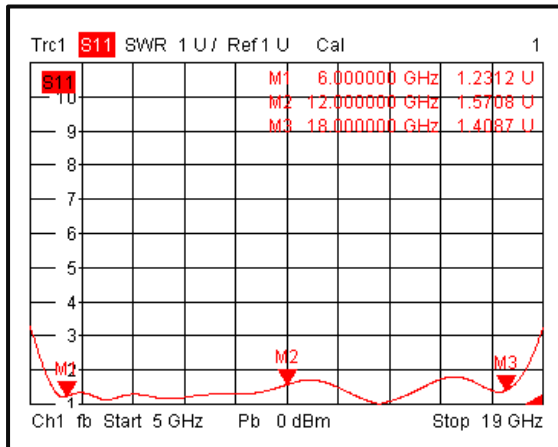
Output VSWR@+25°C



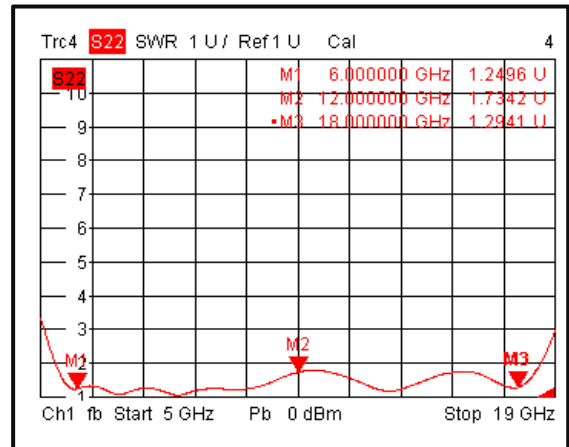
Insertion Loss@-40°C



Input VSWR@-40°C

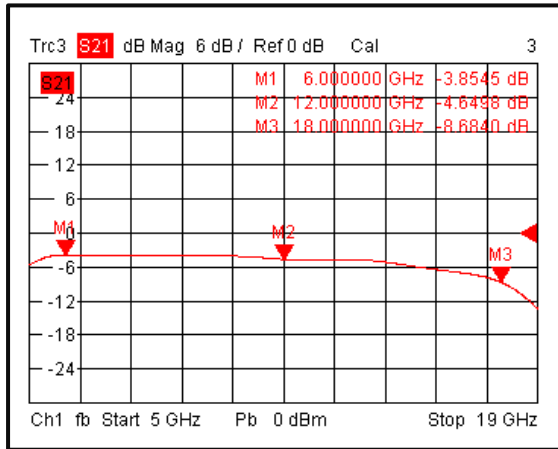


Output VSWR@-40°C

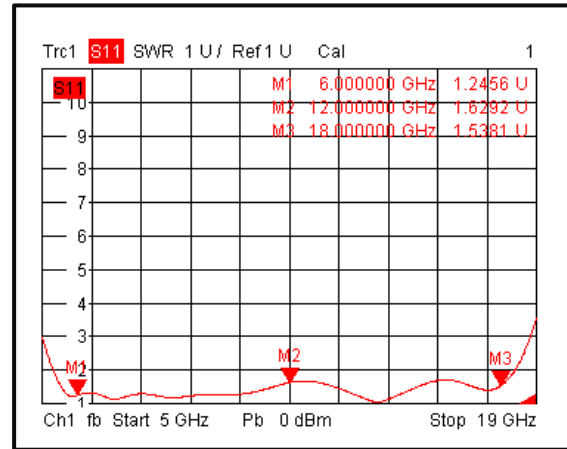


**Typical Performance Plots**

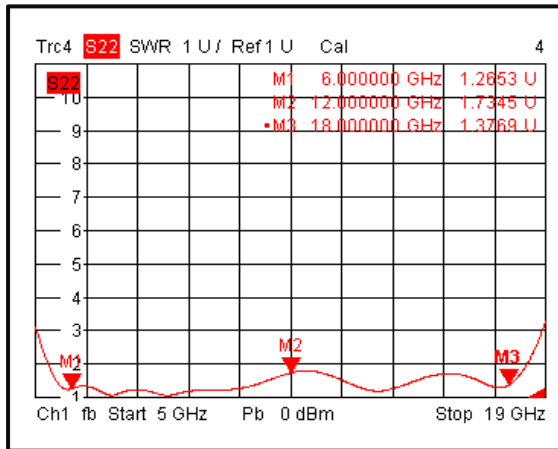
**Insertion Loss@+85°C**



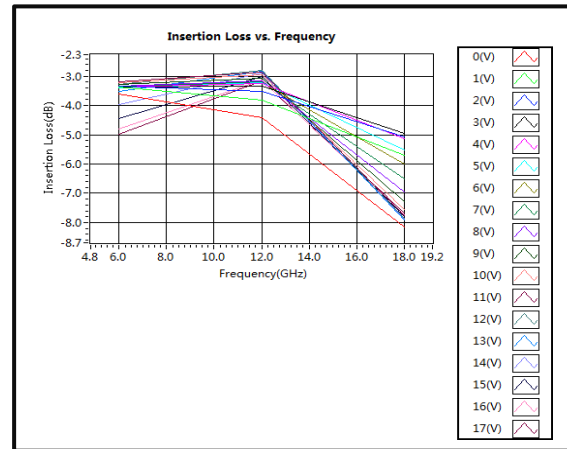
**Input VSWR@+85°C**



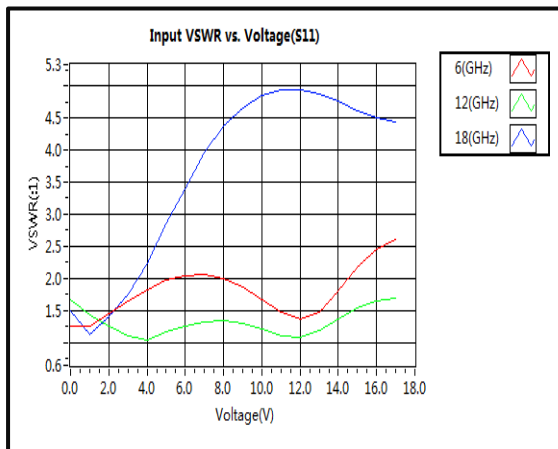
**Output VSWR@+85°C**



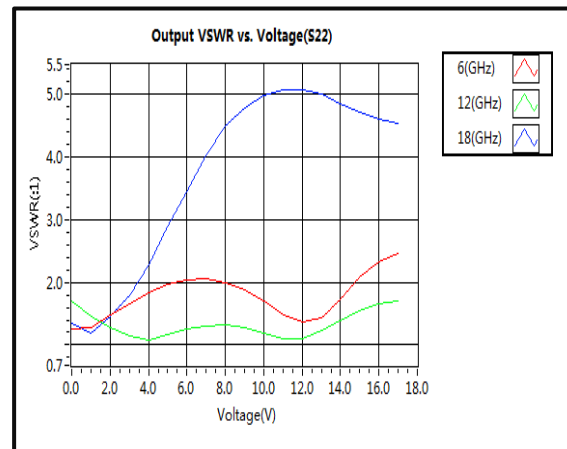
**Insertion Loss vs. Frequency**



**Input VSWR vs. Voltage(s11)**

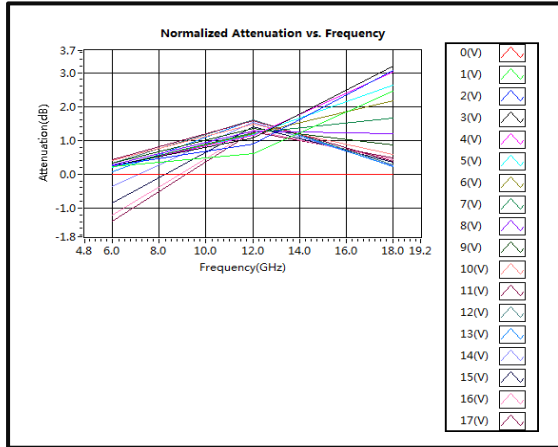


**Output VSWR vs. Voltage(s22)**

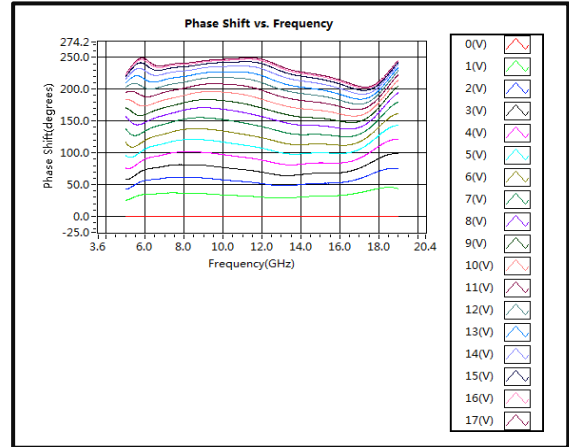


Typical Performance Plots

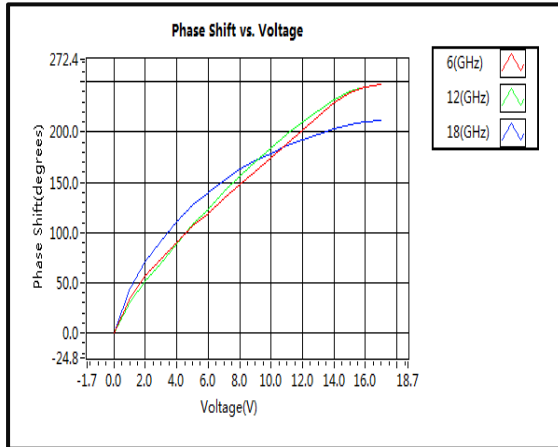
Normalized Attenuation vs. Frequency



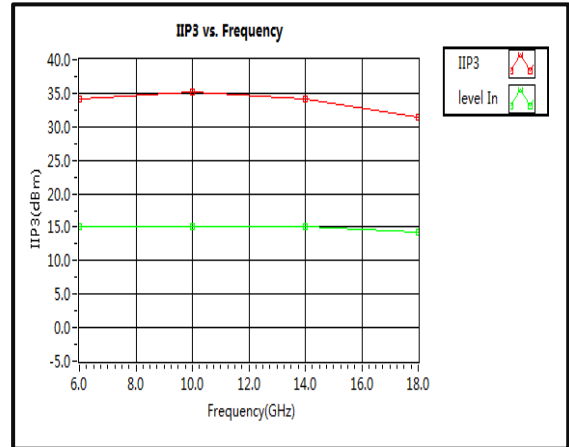
Phase Shift vs. Frequency



Phase Shift vs. Voltage



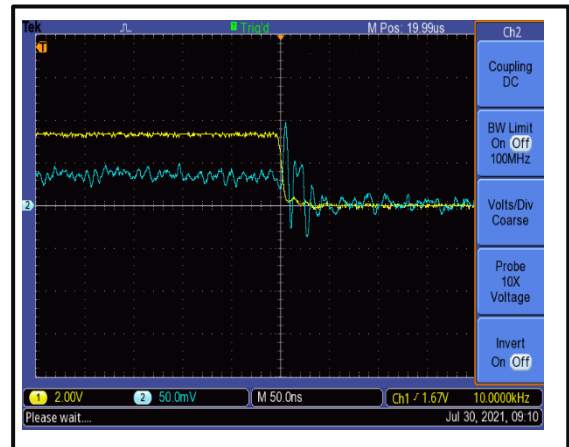
IIP3



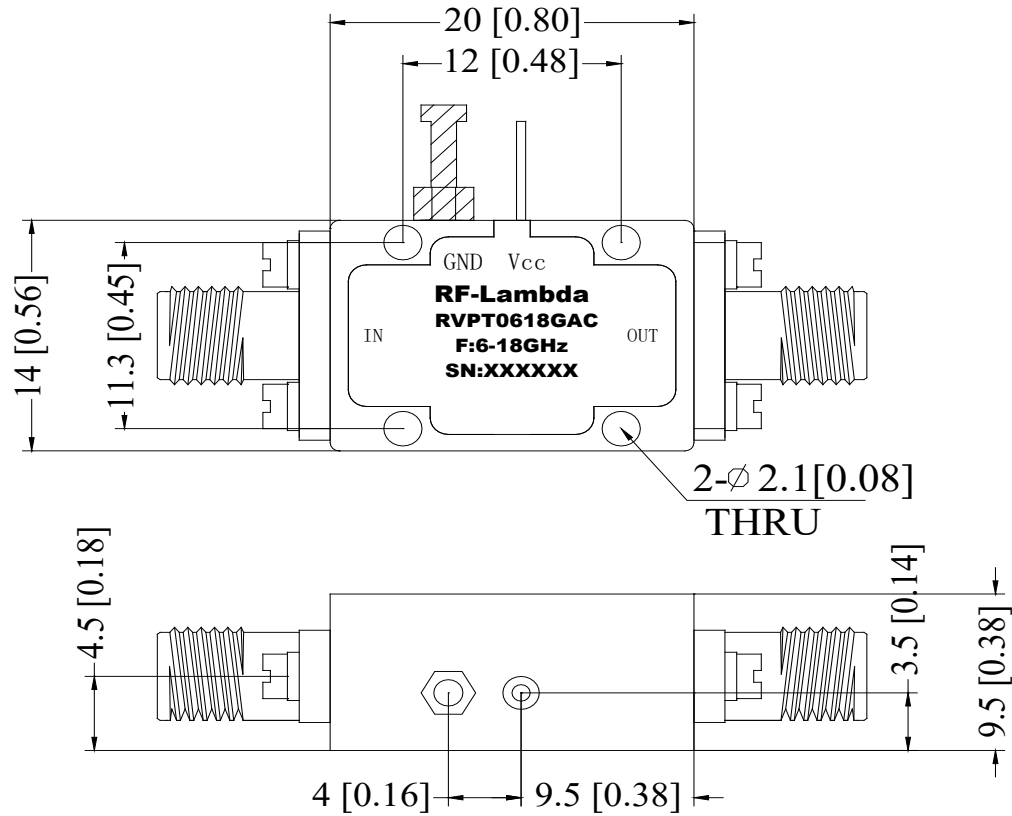
Speed



Speed

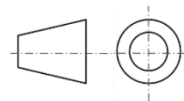


**Outline Drawing**



Notes:

1. Package Material: Aluminum
2. Plating: Gold
3. All dimensions are in millimeters [inches].
4. Housing Tolerances  $\pm 0.1$  [0.004] unless otherwise specified.
5. Standard torque wrench must be used to secure RF connectors.



Additional Information

Documentation	Webpage
ESD Policy	<a href="https://rflambda.com/pdf/rflambda_esd_control.pdf">https://rflambda.com/pdf/rflambda_esd_control.pdf</a>
Connector Torque Specifications	<a href="https://www.rflambda.com/pdf/Torque_Specifications.pdf">https://www.rflambda.com/pdf/Torque_Specifications.pdf</a>
Random Vibration Test Standard	<a href="https://www.rflambda.com/pdf/rflambda_random_vibration_MIL-STD-202G.pdf">https://www.rflambda.com/pdf/rflambda_random_vibration_MIL-STD-202G.pdf</a>

**Ordering Information**

Part Number	Modification	Description
RVPT0618GAC	Standard	6-18GHz Voltage Control Phase Shifter

**Important Notice**

The information contained herein is believed to be reliable. RF-Lambda makes no warranties regarding the information contained herein. RF-Lambda assumes no responsibility or liability whatsoever for any of the information contained herein. RF-Lambda assumes no responsibility or liability whatsoever for the use of the information contained herein. The information contained herein is provided "AS IS, WHERE IS" and with all faults, and the entire risk associated with such information is entirely with the user. All information contained herein is subject to change without notice. Customers should obtain and verify the latest relevant information before placing orders for RF-Lambda products. The information contained herein or any use of such information does not grant, explicitly or implicitly, to any party any patent rights, licenses, or any other intellectual property rights, whether with regard to such information itself or anything described by such information.

RF-Lambda products are not warranted or authorized for use as critical components in medical, life-saving, or life sustaining applications, or other applications where a failure would reasonably be expected to cause severe personal injury or death.