
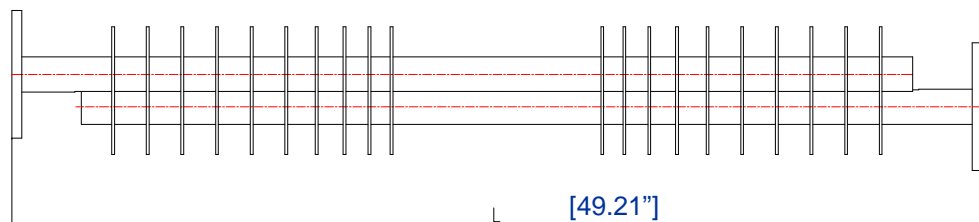
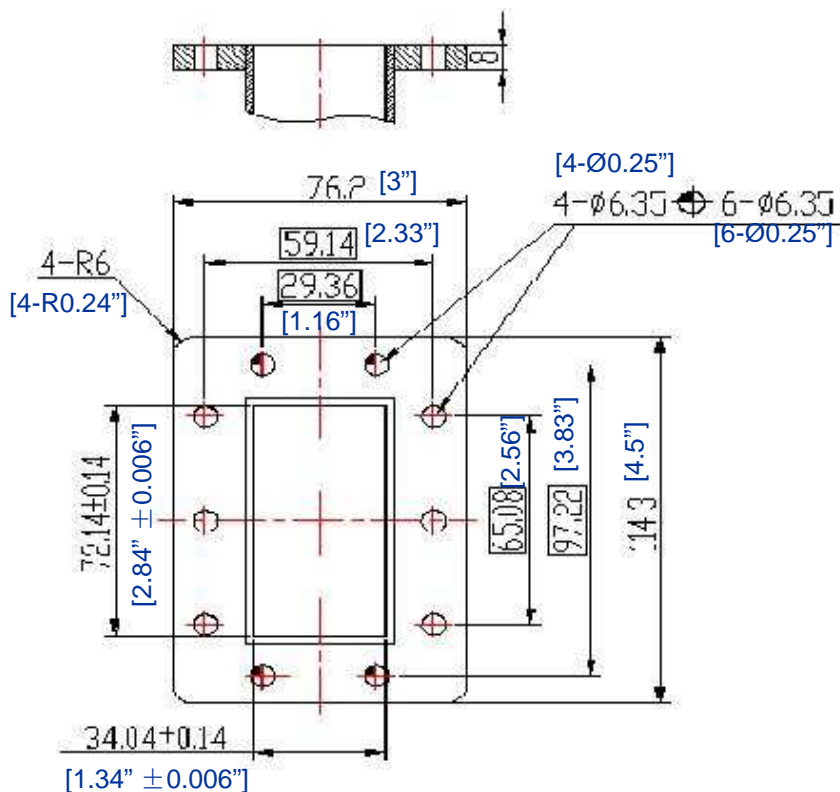


WAVEGUIDE WR284 300W ATTENUATOR— RFWAT284W300



3.0	Electrical Specifications	
3.1	Frequency Range	2.6-3.95GHz
3.2	Power Handle	300W (CW)
3.3	Attenuation	3dB ± 0.3dB
3.4	VSWR	1.25:1

1.0	Mechanical Specifications	
1.1	Waveguide type	Rectangular Waveguide WR284
1.2	Flange type	CPRG, CPRF, COVER, CHOKE available
1.3	Flange Holes	Through
1.4	Basis-material	Alloyed Cuprum 0.1kg
1.5	Internal Body Finish	Silver Plated chromate or conversion
1.6	External Body Finish	Body painted with gray/black epoxy enamel

2.0	Environment specifications	
2.1	Operation Temp.	-40°C~+85°C
2.2	Storage Temp.	-60°C~+125°C
2.3	Altitude	45000 ft
2.4	Vibration	10g rms (15 degree 2KHz)
2.5	Humidity	100% RH at 35c, 95%RH at 40 deg c
2.6	Shock	20G for 11msc

PAGE 1 OF 1

DATE Dec 14th 2004

DESIGN RFWGDP

RF-LAMBDA RFPFC

CAD MODEL REVISION 02

ASSEMBLY REVISION VSDF1

ASSEMBLY NAME RFLVR02

DRAWING NUMBER 002-1

www.rflambda.com

RFWAT284W300
WAVEGUIDE
ATTENUATOR

RF-LAMBDA

SIZE IT

SHEETS 1 OF 1

PROPRIETARY INFORMATION
THE INFORMATION CONTAINED IN THIS DOCUMENT IS THE PROPERTY OF RF-LAMBDA EXCEPT AS SPECIFICALLY AUTHORIZED IN WRITINGS BY RF-LAMBDA. THE HOLDER OF THIS DOCUMENT SHALL KEEP ALL INFORMATION CONTAINED HEREIN CONFIDENTIAL AND SHALL PROTECT SAME IN THE WHOLE OR IN PART FROM DISCLOSURE AND DISSEMINATION OF ALL THIRD PARTIES AND SHALL USE SAME FOR OPERATING AND MAINTENANCE PURPOSES ONLY