

Absorptive Coaxial SPST Switch 0.5-43.5GHz



Features

- Ultra Wide Band Operation 0.5-43.5GHz
- TTL compatible driver included
- Fast Switching Speed
- Low Insertion Loss and High Isolation

Typical Applications

- Wireless Infrastructure
- Military and Aerospace
- Test and Measurement

Electrical Specifications, TA = +25 °C, Vdd = +5V/-5V, TTL = 0 / +5V

Description	PN: RFSPSTA5M43G									
	SPST Absorptive Switch Jo: Absorptive Port J1: Reflective port									
	Low Power Cold Switching									
Parameters	Min.	Typ.	Max.	Min.	Typ.	Max.	Min.	Typ.	Max.	Units
Frequency Range	0.5-8			8-26.5			26.5-43.5			GHz
Insertion Loss		2.5	3.0		3.5	4.0		4.8	5.5	dB
Insertion Loss Temperature Coefficient		0.003			0.003			0.003		dB/°C
Isolation (Jo→J1)	70	80		60	65		55	60		dB
Input VSWR		2.0	2.5		2.0	2.5		2.0	2.5	:1
Output VSWR		2.0	2.5		2.0	2.5		2.0	2.5	:1
RF Input Power (CW)			23			23			23	dBm
DC Power Dissipation		0.6			0.6			0.6		W
0.1dB Compression Point (Po.1dB)		23			23			23		dBm
IIP3		42			40			38		dBm
Switching Speed	100 Max.									ns
Weight	0.55 Max.									ounces
Impedance	50									Ω
Bias Current (+5V/-5V)	80/70 Max.									mA
Input / Output Connectors	2.92mm-Female									
Finish	Gold Plated									
Material	Aluminum									
Sealing	Hermetically Sealed (Optional)									

Absolute Maximum Ratings

Biasing	+5V±10%/-5V±10%
---------	-----------------

Note: TTL pins cannot be connected to the negative voltage otherwise the internal driver will be damaged.

Ordering Information

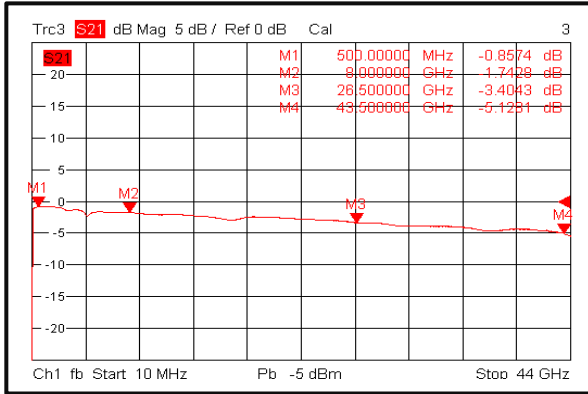
Part No.	Description
RFSPSTA5M43G	SPST 0.5-43.5 GHz PIN Diode Switch

Environmental Specifications and Test Standards

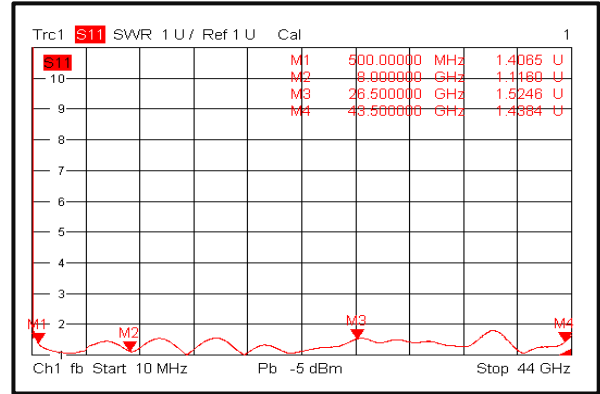
Parameter	Description
Operational Temperature	-40°C~+85°C (Case Temperature)
Storage Temperature	-50°C~+105°C
Thermal Shock	-40°C → +85°C (5 Cycles / 10 hours)
Random Vibration	MIL-STD-202G Table 214-I, Test Condition Letter C 1.5 Hours Per Axis
High Temperature Burn In	Temperature +85°C for 72 Hours
Shock	1. Weight >20g, 50g half sine wave for 11ms, Speed variation 3.44m/s 2. Weight <=20g, 100g Half sine wave for 6ms, Speed variation 3.75m/s 3. Total 18 times (6 directions, 3 repetitions per direction).
Altitude	Standard: 30,000 Ft (Epoxy Sealed Controlled Environment) Optional: Hermetically Sealed (60,000 ft. 1.0 PSI min)
Hermetically Sealed (Optional)	MIL-STD-883 (For Hermetically Sealed Units)

Typical Performance Plots

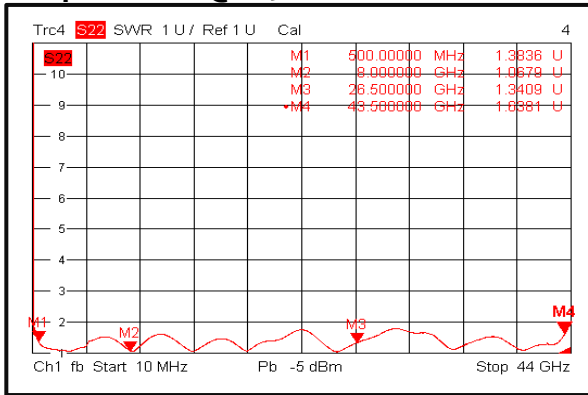
Insertion Loss @+25°C



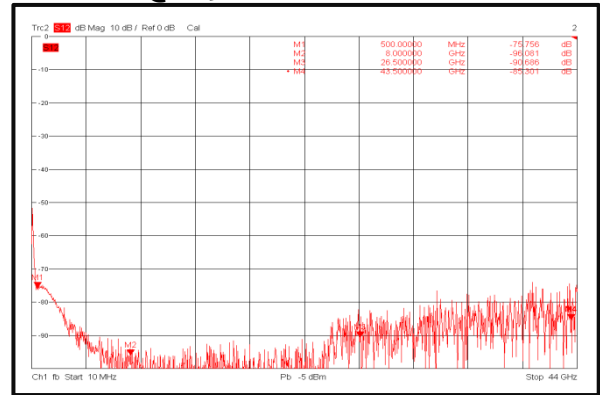
Input VSWR @+25°C



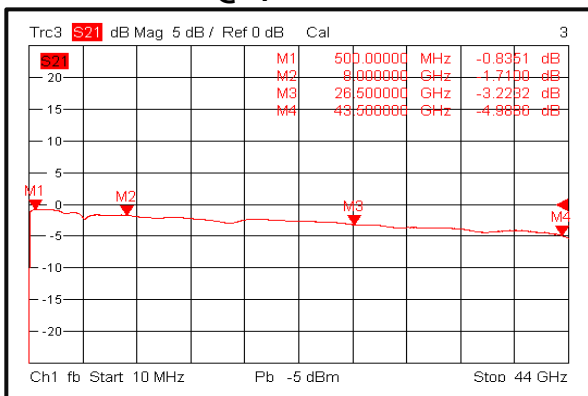
Output VSWR @+25°C



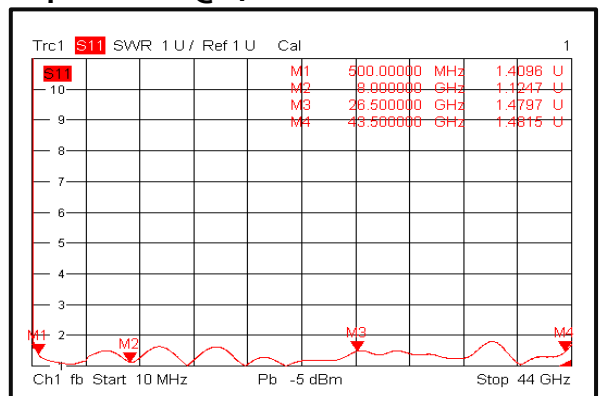
Isolation @+25°C



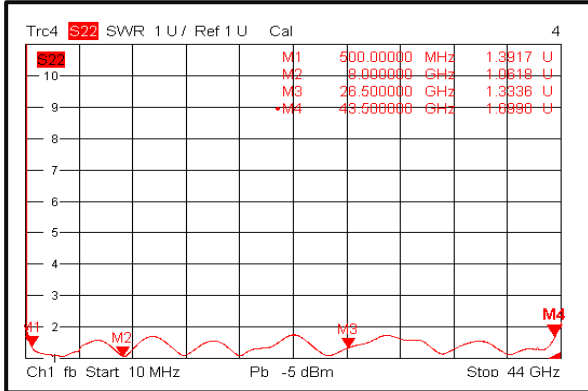
Insertion Loss @-40°C



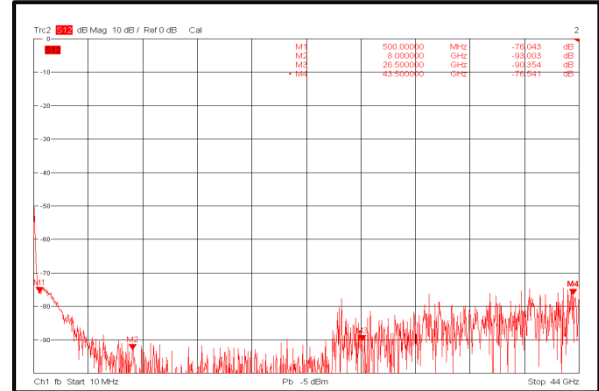
Input VSWR @-40°C



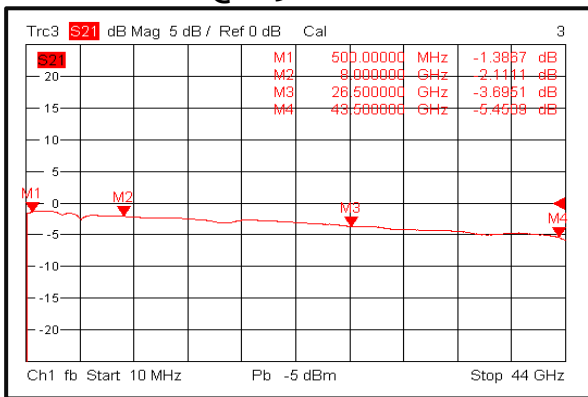
Output VSWR @-40°C



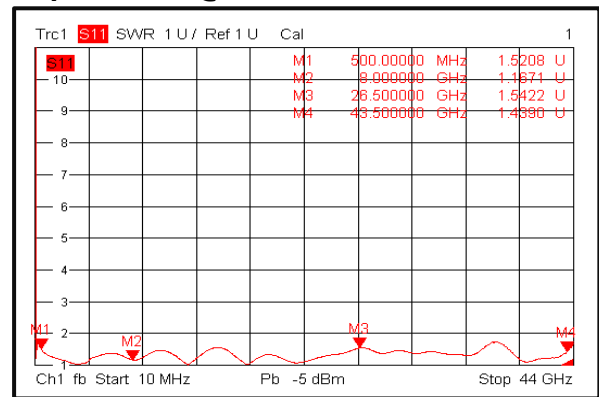
Isolation @-40°C



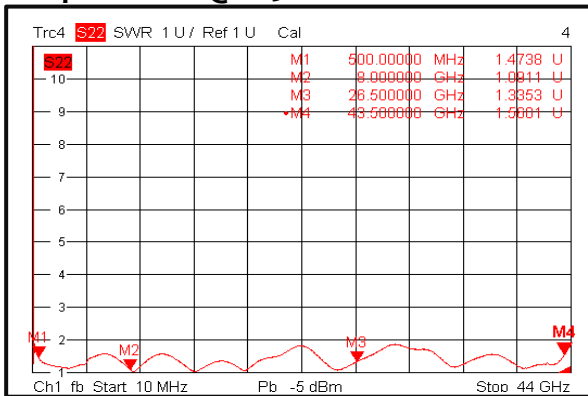
Insertion Loss @+85°C



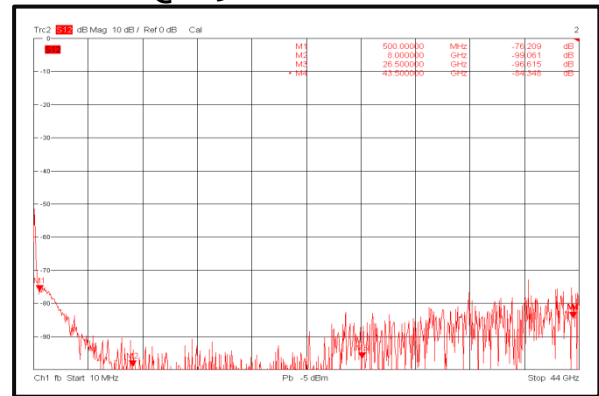
Input VSWR @+85°C



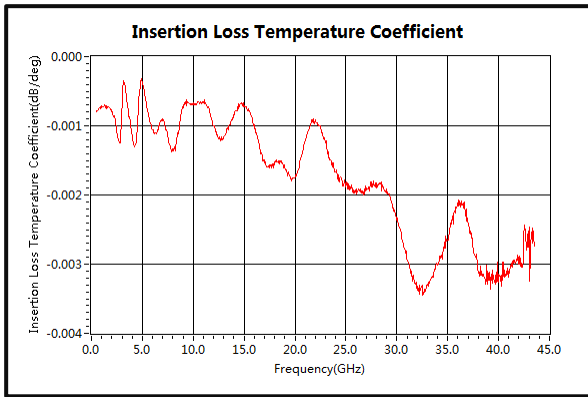
Output VSWR @+85°C



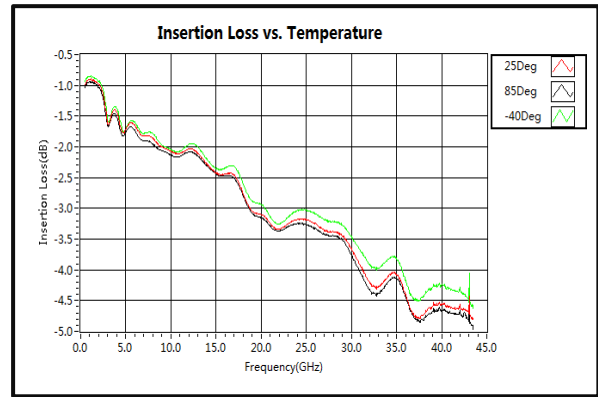
Isolation @+85°C



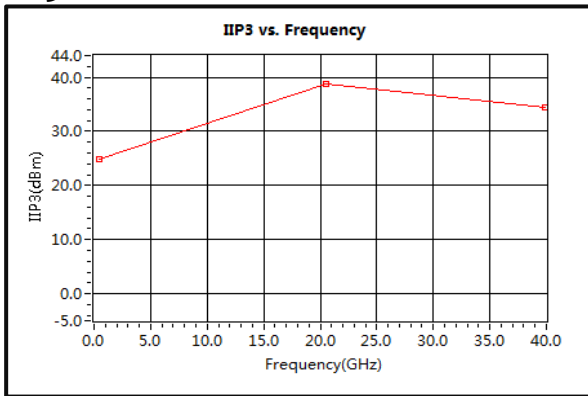
Insertion Loss Temperature Coefficient



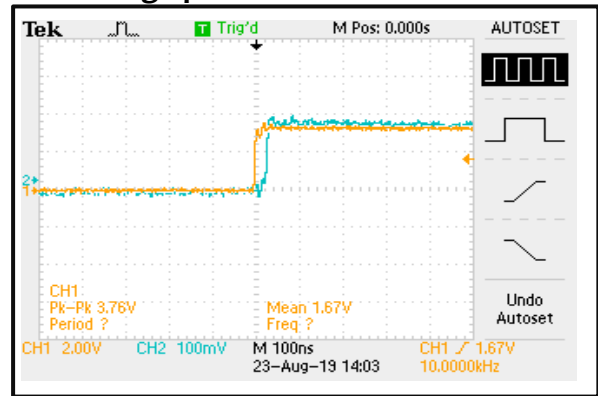
Insertion Loss vs. Temperature



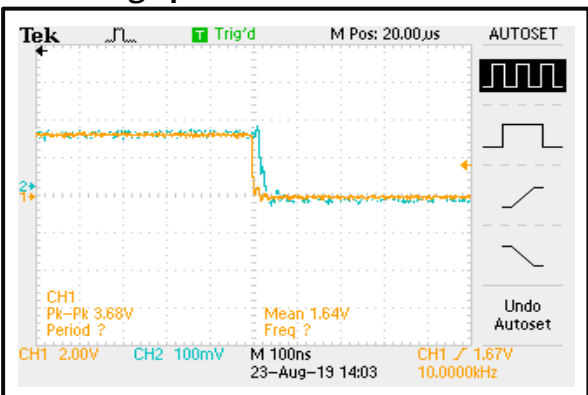
IIP3



Switching Speed



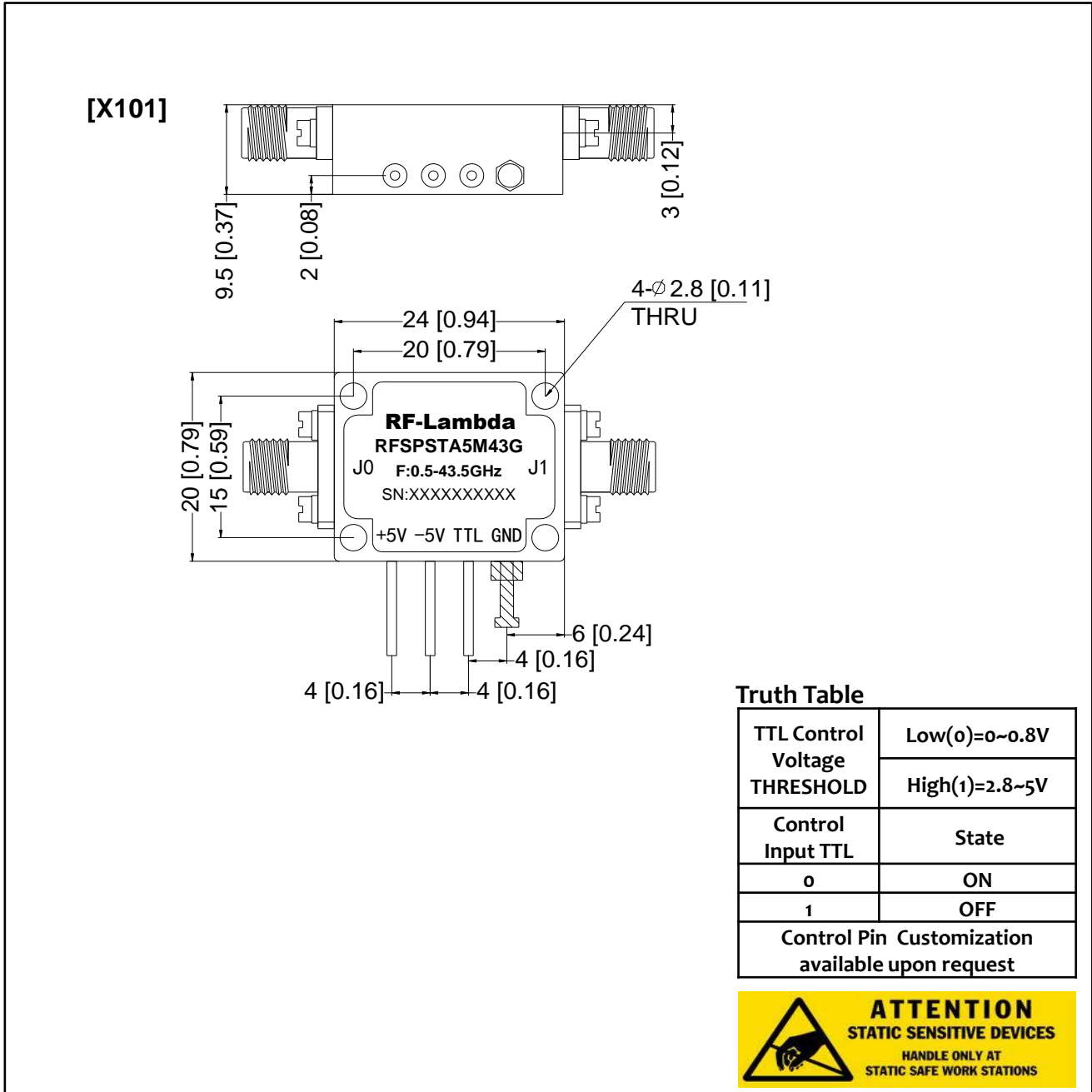
Switching Speed



Outline Drawing:

All Dimensions in mm [inches]

Tolerances ± 0.1 [0.004]



Important Notice

The information contained herein is believed to be reliable. RF-Lambda makes no warranties regarding the information contained herein. RF-Lambda assumes no responsibility or liability whatsoever for any of the information contained herein. RF-Lambda assumes no responsibility or liability whatsoever for the use of the information contained herein. The information contained herein is provided "AS IS, WHERE IS" and with all faults, and the entire risk associated with such information is entirely with the user. All information contained herein is subject to change without notice. Customers should obtain and verify the latest relevant information before placing orders for RF-Lambda products. The information contained herein or any use of such information does not grant, explicitly or implicitly, to any party any patent rights, licenses, or any other intellectual property rights, whether with regard to such information itself or anything described by such information. RF-Lambda products are not warranted or authorized for use as critical components in medical, life-saving, or life sustaining applications, or other applications where a failure would reasonably be expected to cause severe personal injury or death.