




Reflective 4-8GHz Coaxial SP8T Switch



Features

- Wide Band Operation 4-8GHz
- TTL compatible driver include
- Fast Switching Speed
- Low Insertion Loss and High Isolation
- Temperature Range -45°C~+85°C
- Customization available upon request
- Hermetically sealed package up to 60,000ft available upon request.

Electrical Specifications, TA = +25° C, With Biasing +5V & -5V, Control 5V, TTL= 0/ +5V

Description	PN: RFSP8TR0408G			
	SP8T Reflective Switch			
	Low Power Cold Switching			
Parameters	Min	Typ.	Max	Units
Frequency Range	4~8			GHz
Insertion Loss		1.6	2.0	dB
Insertion Loss Temperature Coefficient		0.003		dB/°C
Isolation	65	75		dB
Input VSWR		1.4	1.6	
Output VSWR		1.4	1.6	
RF Input power (CW)	1			W
DC Power Dissipation (CW)		0.35		W
0.1dB Compression Po.1dB		30		dBm
IIP3		55		dBm
Switching Speed		50	100	ns
Weight	2.82			ounces
Impedance	50			Ω
Biasing(+5V/-5V)	350/50			mA
Input /Output Connector	SMA-Female			
Finishing	Gold Plating			
Material	Aluminum			
Seal	Hermetically Sealed (optional)			



Absolute Maximum Ratings

Biassing	+5V±10%/-5V±10%
TTL Control Voltage	0~0.8V/2~5V
Operating Temperature(°C)	-45 ~ +85
Storage Temperature(°C)	-50 ~ +125

Ordering Information

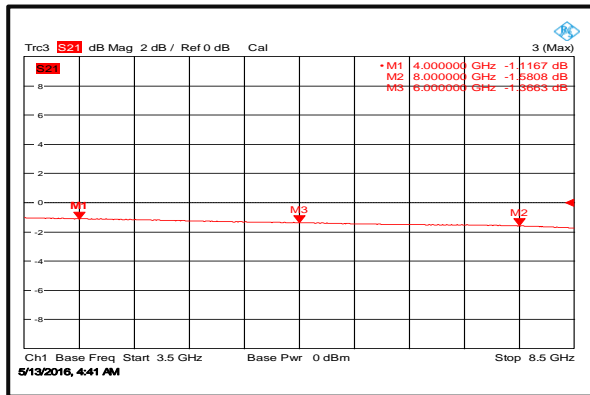
Part No	ECCN	Description
RFSP8TR0408G	EAR99	SP8T 4-8GHz PIN Diode Switch

Environment specifications

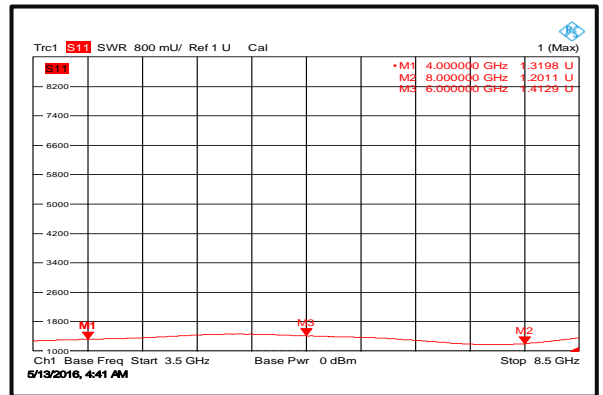
Operational Temperature (°C)	-45 ~ +85
Storage Temperature (°C)	-50 ~ +125
Altitude	30,000 ft. (Epoxy Seal Controlled environment) 60,000 ft 1.0psi min (Hermetically Seal Un-controlled environment) (Optional)
Vibration	25g rms (15 degree 2KHz) endurance, 1 hour per axis
Humidity	100% RH at 35c, 95%RH at 40°C
Shock	20G for 11msc half sin wave, 3 axis both directions

Typical performance plots

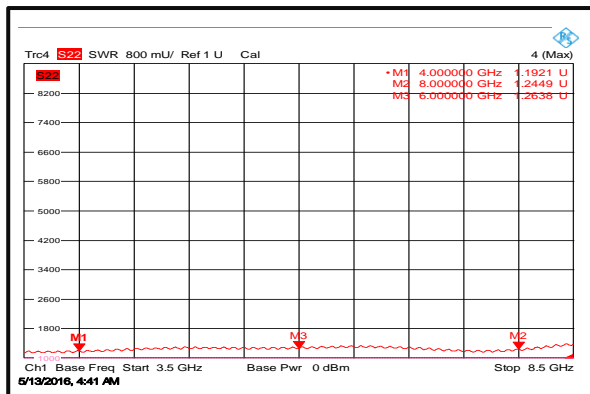
Insertion Loss



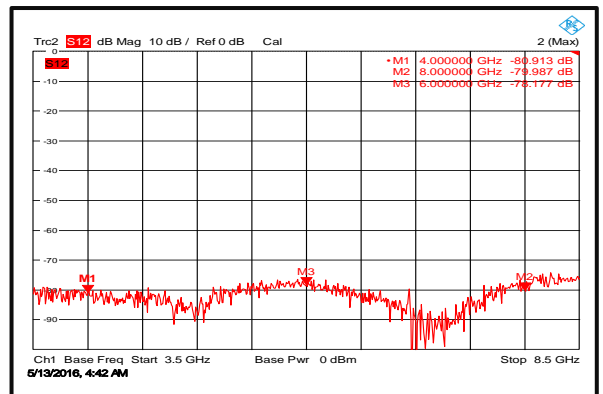
Input VSWR



Output VSWR

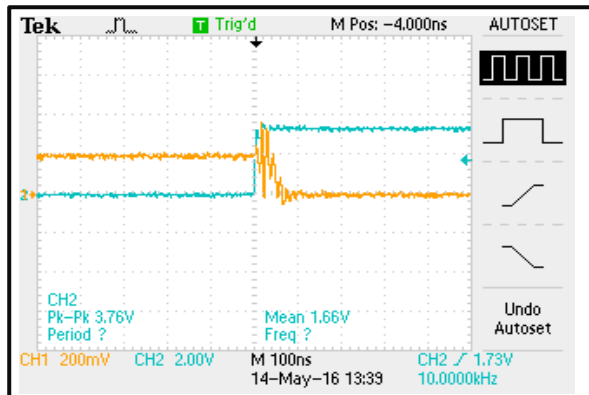


Isolation

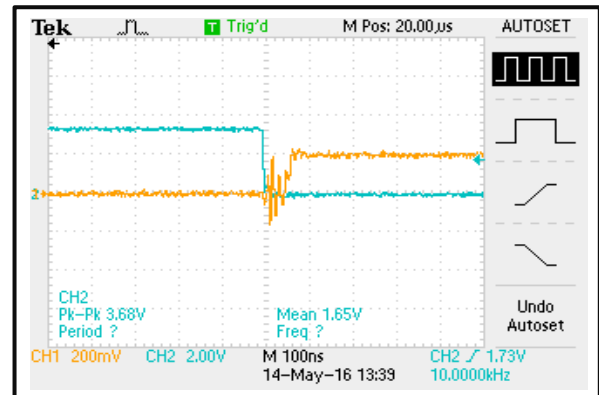




Switching Speed

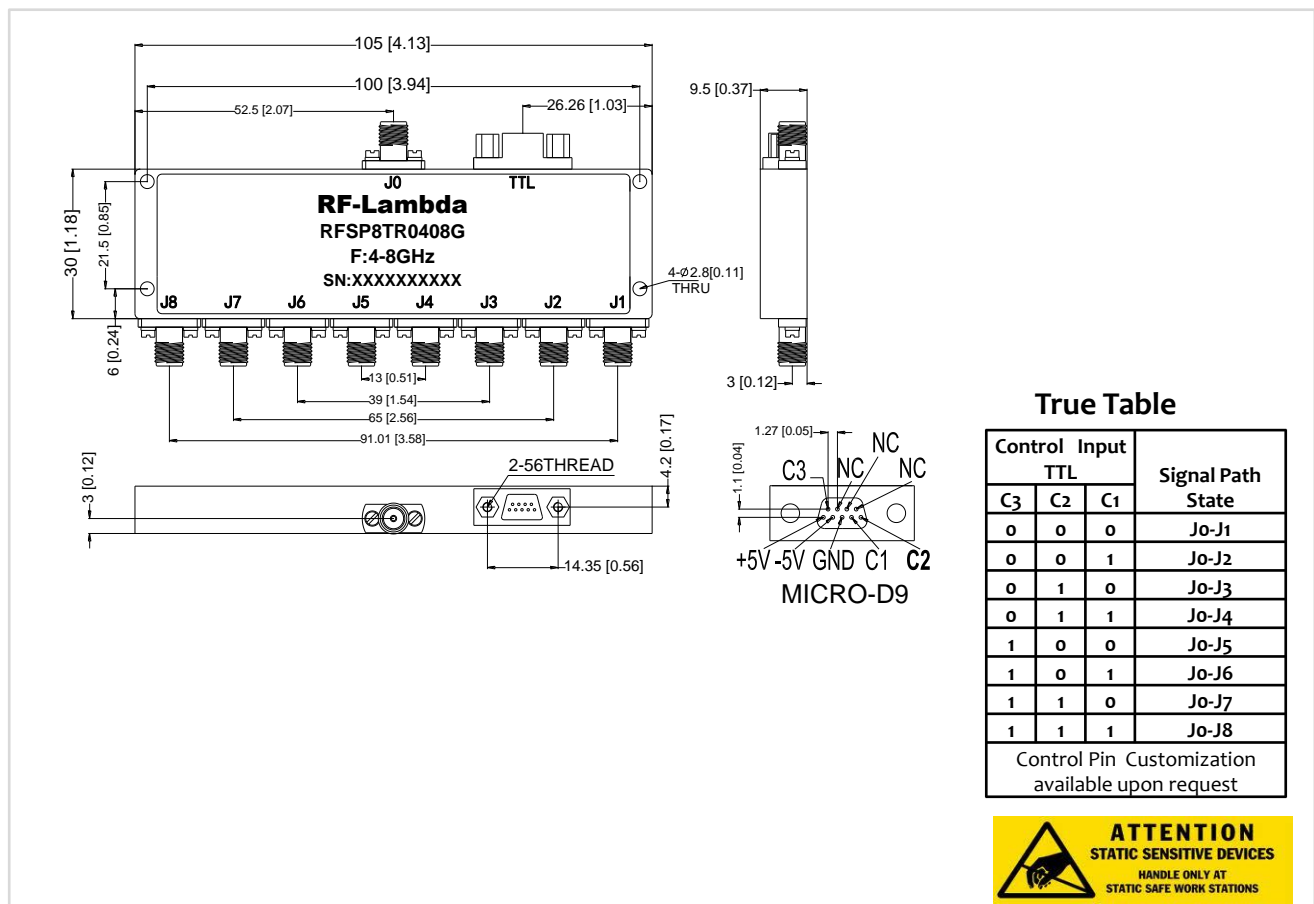


Switching Speed



Outline Drawing:

All Dimensions in mm (inches)



Reflective Coaxial Single Pole Eight Throw Switch 4-8GHz

Important Notice

The information contained herein is believed to be reliable. RF-Lambda makes no warranties regarding the information contained herein. RF-Lambda assumes no responsibility or liability whatsoever for any of the information contained herein. RF-Lambda assumes no responsibility or liability whatsoever for the use of the information contained herein. The information contained herein is provided "AS IS, WHERE IS" and with all faults, and the entire risk associated with such information is entirely with the user. All information contained herein is subject to change without notice. Customers should obtain and verify the latest relevant information before placing orders for RF-Lambda products. The information contained herein or any use of such information does not grant, explicitly or implicitly, to any party any patent rights, licenses, or any other intellectual property rights, whether with regard to such information itself or anything described by such information. RF-Lambda products are not warranted or authorized for use as critical components in medical, life-saving, or life sustaining applications, or other applications where a failure would reasonably be expected to cause severe personal injury or death.