



RF-LAMBDA

The power beyond expectations

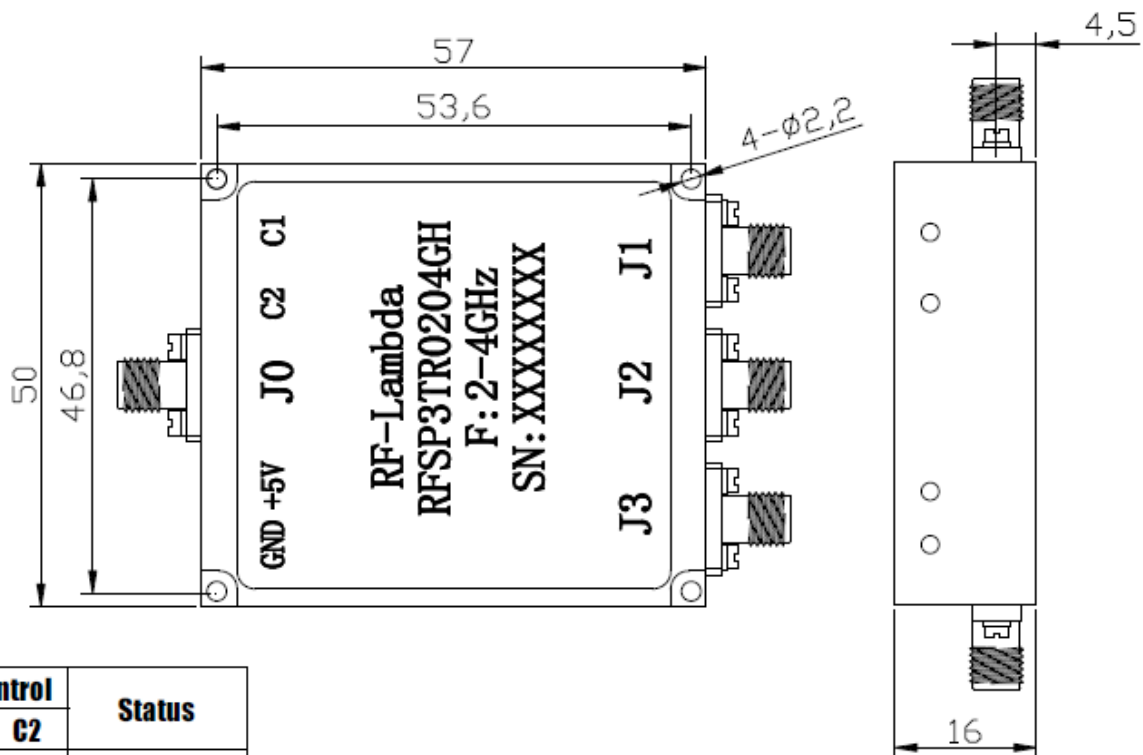
RFSP3TR0204GK

Reflective 2-4GHz 150W Peak 50W CW Coaxial SP3T



- Wide Band Operation
- High Power Handle 50W CW 150W Peak
- TTL compatible driver include
- Fast Switching Speed 2us
- Low Insertion Loss and High Isolation
- Temperature Range -40°C~+85°C
- Customization available upon request

Reflective SP3T- Single Pole Triple Throw								
Frequency (GHz)	Insert. Loss (dB)	VSWR (Max:1)	Isolation min (dB)	Average Power	Peak Power	Switching Speed (us)	Biasing	TTL
2-4	1.5dB max.	1.50	40dB min	50W CW	150W 5% 1us	2us	+5V <100mA	5V TTL Standard



TTL Control		Status
C1	C2	
0	0	OFF All Ports
0	1	J0->J1
1	0	J0->J2
1	1	J0->J3

External Finishing:
Metal conductive oxidizing

150W Peak 50W CW Reflective Coaxial Single Pole Triple Throw Switch 2-4GHz

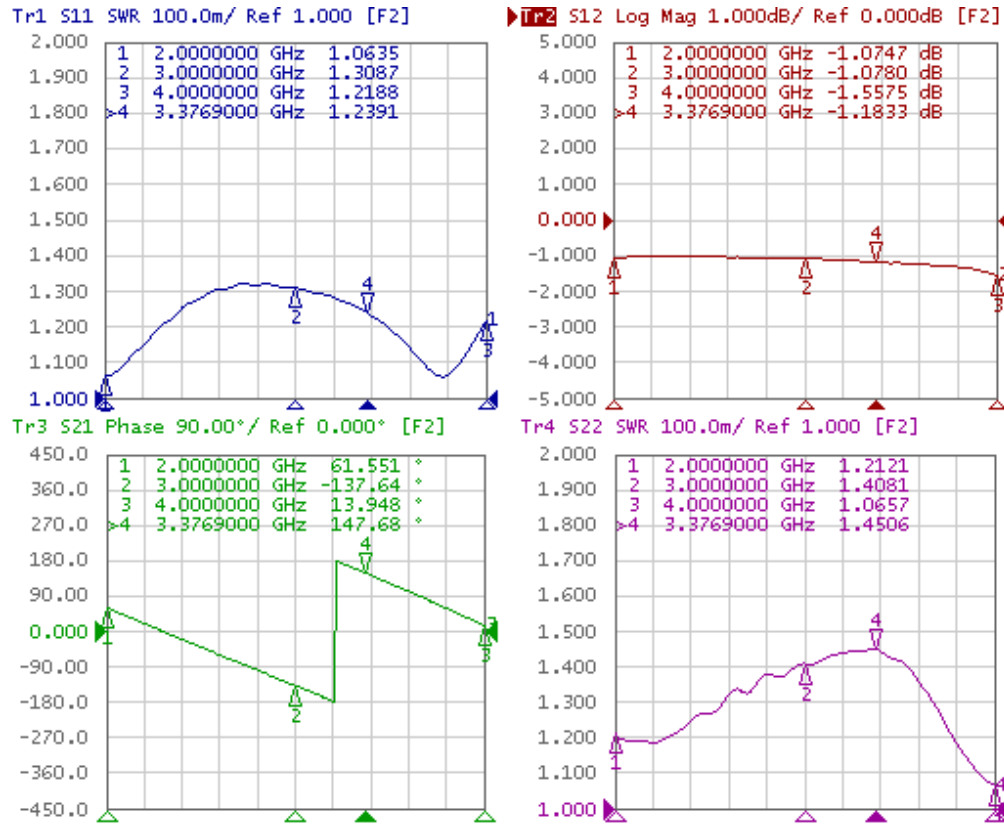


RF-LAMBDA

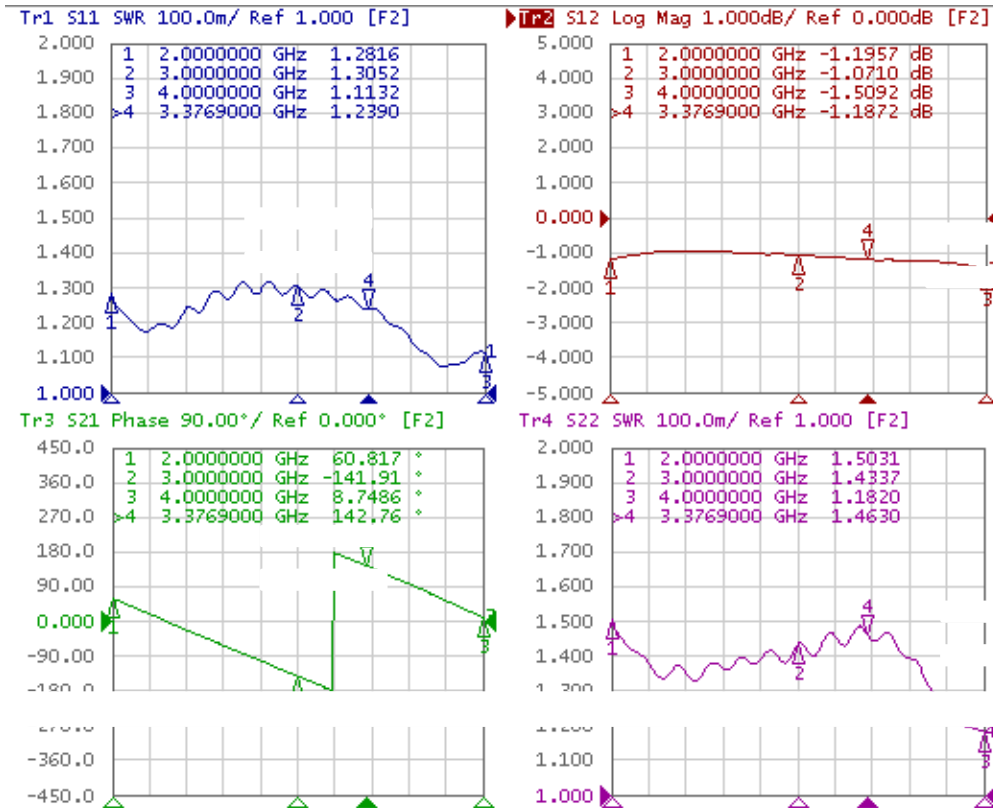
The power beyond expectations

RFSP3TR0204GK

150W Peak 50W CW Reflective Coaxial Single Pole Triple Throw Switch 2-4GHz



Insertion Loss Jo-J3



Insertion Loss Jo-J1



RF-LAMBDA

The power beyond expectations

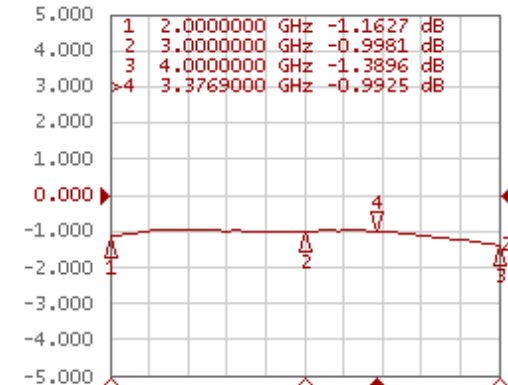
RFSP3TR0204GK

150W Peak 50W CW Reflective Coaxial Single Pole Triple Throw Switch 2-4GHz

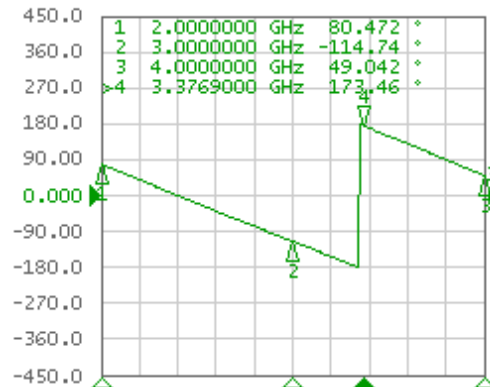
Tr1 S11 SWR 100.0m/ Ref 1.000 [F2]



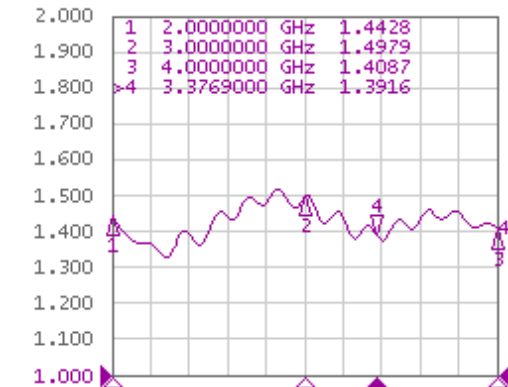
Tr2 S12 Log Mag 1.000dB/ Ref 0.000dB [F2]



Tr3 S21 Phase 90.00°/ Ref 0.000° [F2]

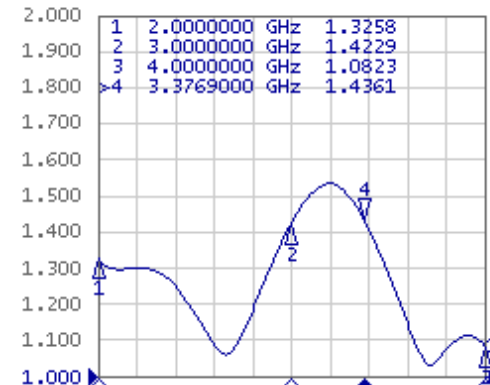


Tr4 S22 SWR 100.0m/ Ref 1.000 [F2]

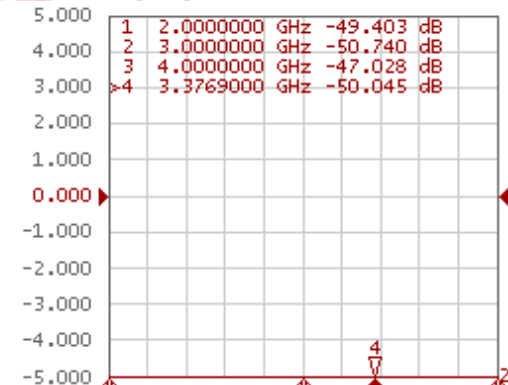


Insertion Loss

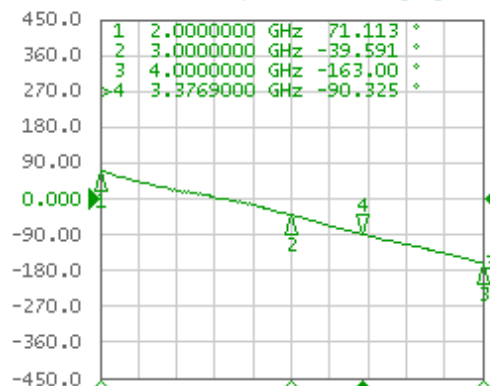
Tr1 S11 SWR 100.0m/ Ref 1.000 [F2]



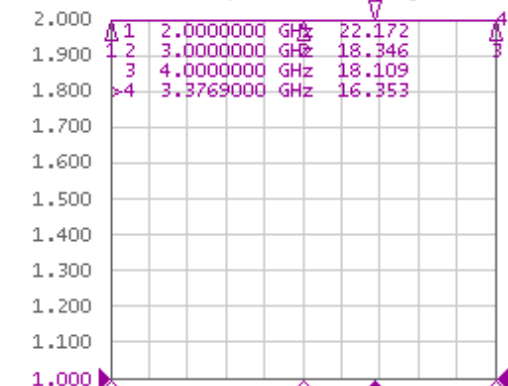
Tr2 S12 Log Mag 1.000dB/ Ref 0.000dB [F2]



Tr3 S21 Phase 90.00°/ Ref 0.000° [F2]



Tr4 S22 SWR 100.0m/ Ref 1.000 [F2]



Isolation J1-J2



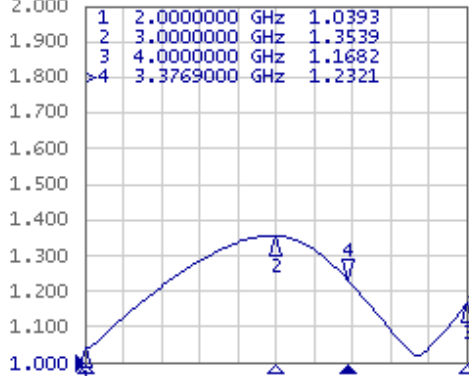
RF-LAMBDA

The power beyond expectations

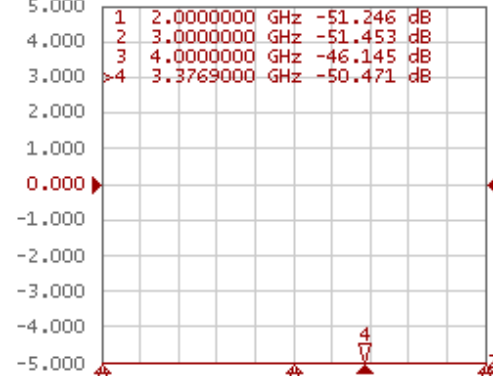
RFSP3TR0204GK

150W Peak 50W CW Reflective Coaxial Single Pole Triple Throw Switch 2-4GHz

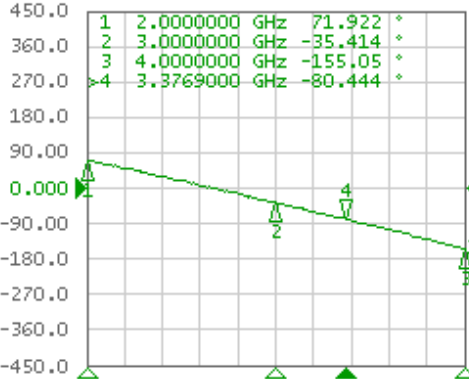
Tr1 S11 SWR 100.0m/ Ref 1.000 [F2]



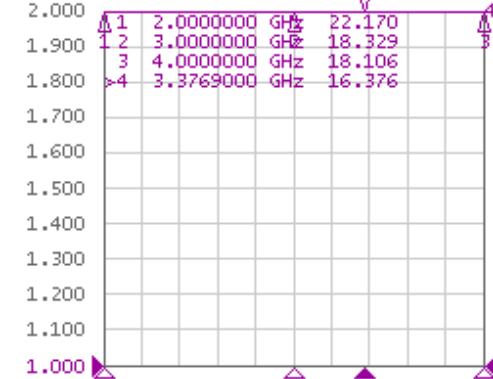
Tr2 S12 Log Mag 1.000dB/ Ref 0.000dB [F2]



Tr3 S21 Phase 90.00°/ Ref 0.000° [F2]

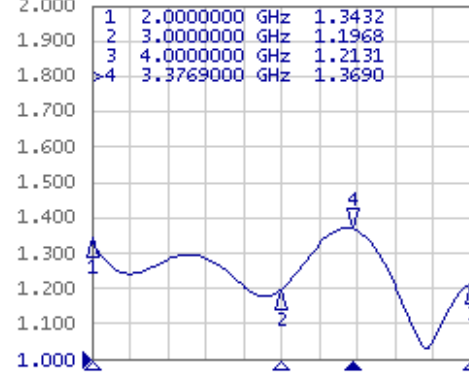


Tr4 S22 SWR 100.0m/ Ref 1.000 [F2]

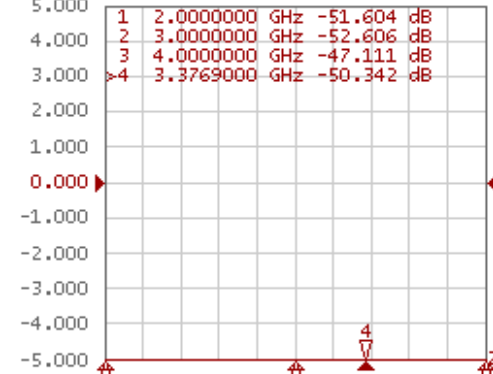


Isolation J1-J3

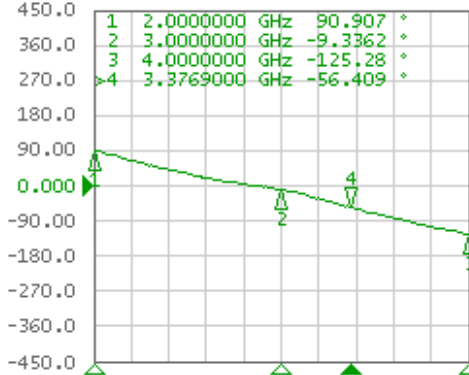
Tr1 S11 SWR 100.0m/ Ref 1.000 [F2]



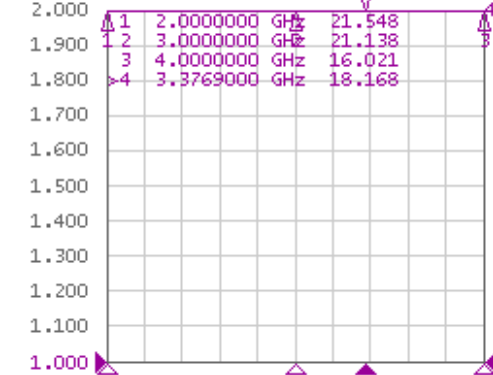
Tr2 S12 Log Mag 1.000dB/ Ref 0.000dB [F2]



Tr3 S21 Phase 90.00°/ Ref 0.000° [F2]



Tr4 S22 SWR 100.0m/ Ref 1.000 [F2]



Isolation J2-J1



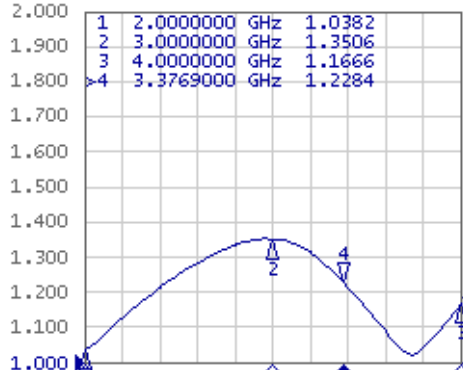
RF-LAMBDA

The power beyond expectations

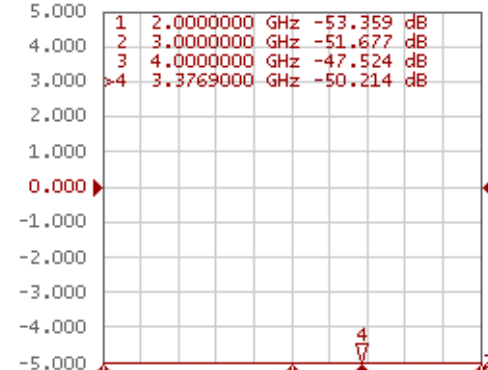
RFSP3TR0204GK

150W Peak 50W CW Reflective Coaxial Single Pole Triple Throw Switch 2-4GHz

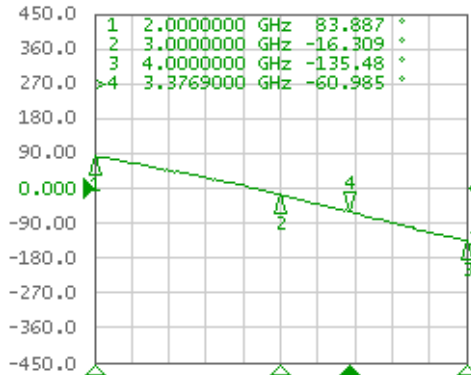
Tr1 S11 SWR 100.0m/ Ref 1.000 [F2]



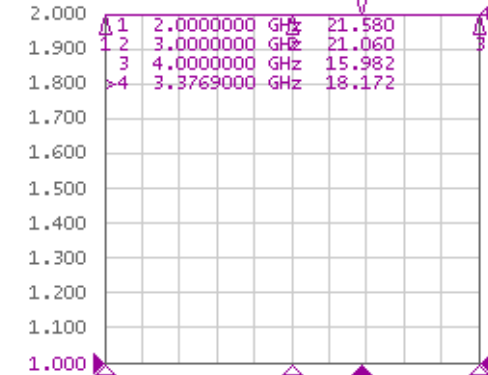
Tr2 S12 Log Mag 1.000dB/ Ref 0.000dB [F2]



Tr3 S21 Phase 90.00°/ Ref 0.000° [F2]

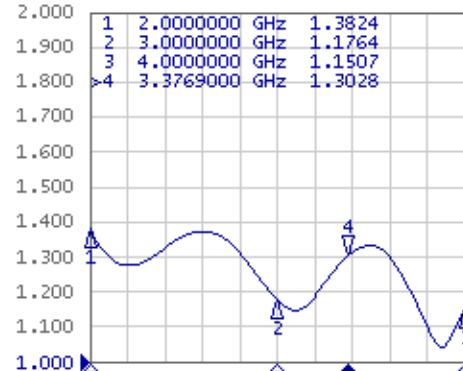


Tr4 S22 SWR 100.0m/ Ref 1.000 [F2]



Isolation J2-J3

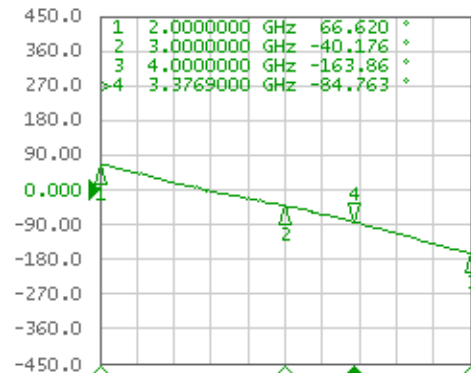
Tr1 S11 SWR 100.0m/ Ref 1.000 [F2]



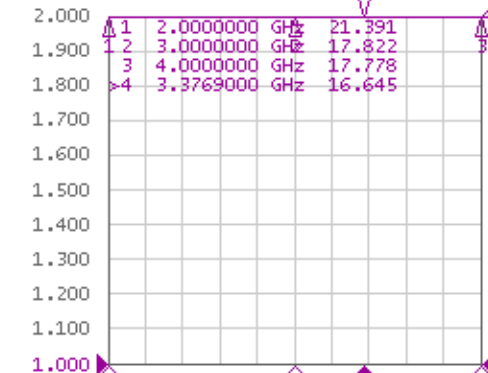
Tr2 S12 Log Mag 1.000dB/ Ref 0.000dB [F2]



Tr3 S21 Phase 90.00°/ Ref 0.000° [F2]



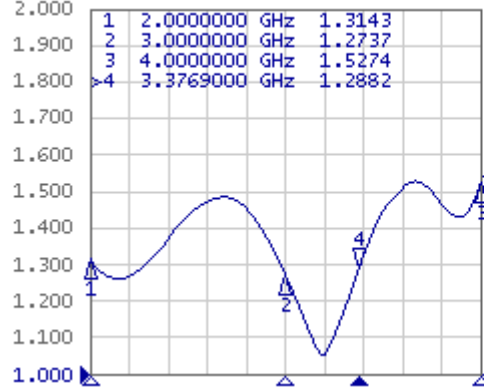
Tr4 S22 SWR 100.0m/ Ref 1.000 [F2]



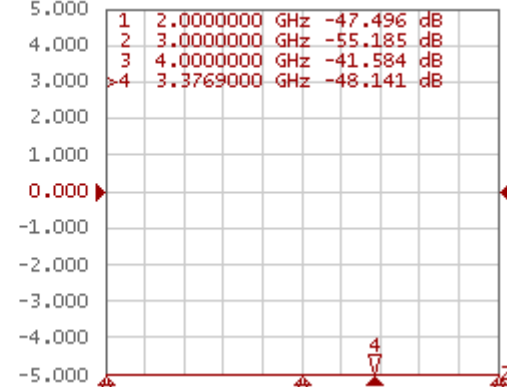
Isolation J3-J1



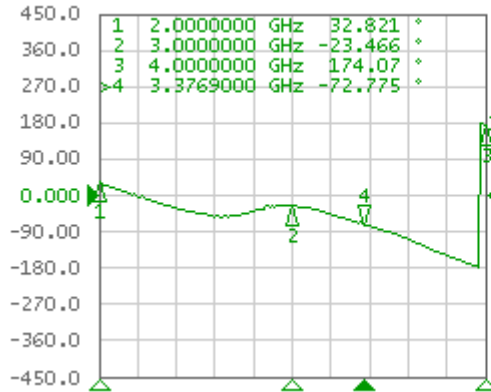
Tr1 S11 SWR 100.0m/ Ref 1.000 [F2]



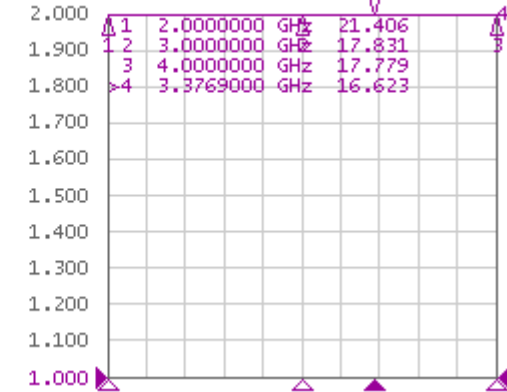
Tr2 S12 Log Mag 1.000dB/ Ref 0.000dB [F2]



Tr3 S21 Phase 90.00°/ Ref 0.000° [F2]



Tr4 S22 SWR 100.0m/ Ref 1.000 [F2]



Isolation J3-J2