



10W Power Amplifier 6-20GHz



- Short Haul / High Capacity Links
- High Power Amplifier
- Military & Space
- PsatdB: + 40dBm
- Gain: 40 dB
- Supply Voltage: +24V
- 50 Ohm Matched Input/Output



Electrical Specifications , TA = +25 ° C
Vd = +24V, Id = 1700mA

Parameter	Min.	Typ.	Max.	Min.	Typ.	Max.	Units
Frequency Range	6		13	13		20	GHz
Gain	42	43	45	40	41	43	dB
Gain Flatness		±0.5			±0.5		dB
Gain Variation Over Temperature(-45 ~ +85)		±0.5			±0.5		dB
Noise Figure		5			5		dB
Input Return Loss		22			22		dB
Output Return Loss		32			30		dB
Output Power for 3 dB Compression (P3dB)	38	39		37	38		dBm
Saturated Output Power (Psat)		40.5			40		dBm
Output Third Order Intercept (IP3)		45			44		dBm
Supply Current (Idd) (Vcc=+24V)		1700	2000		1700	2000	mA
Isolation S12	105	106	107	99	100	102	dB
Input Max Power(no damage)			+20			+20	dBm
Weight	1200						g
Impedance	50						Ohms
Input /Output Connector	SMA-Female						
Finishing	Standard: Gold 40 micron; Nickel 220 micron thickness						
	Option: Gold 80 micron; Nickel 180 micron thickness						
Material	Aluminum/copper						
Package Sealing	Epoxy Sealing (Standard)						
	Hermetically Seal (Option with extra charge)						

10W Power Amplifier 6-20GHz



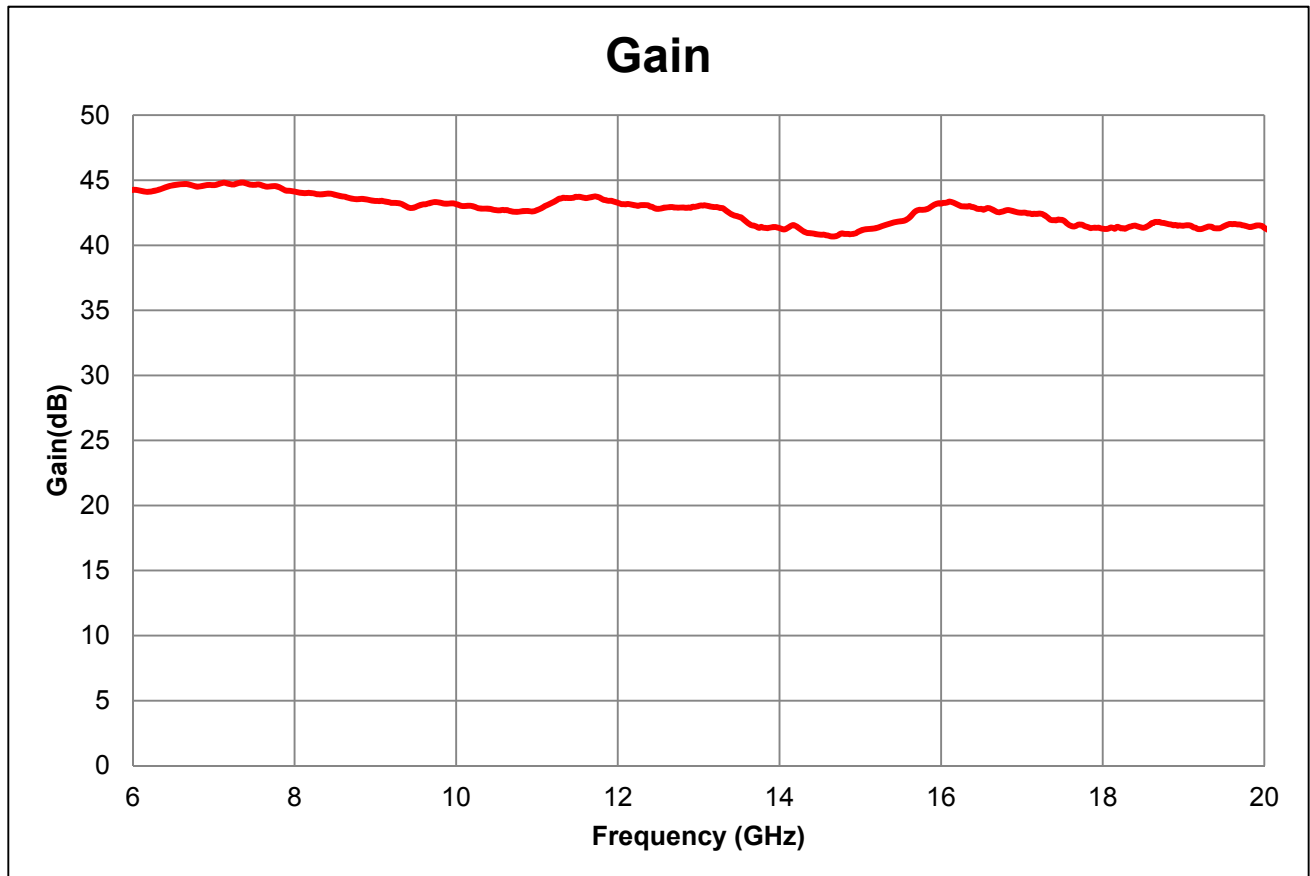
Absolute Maximum Ratings

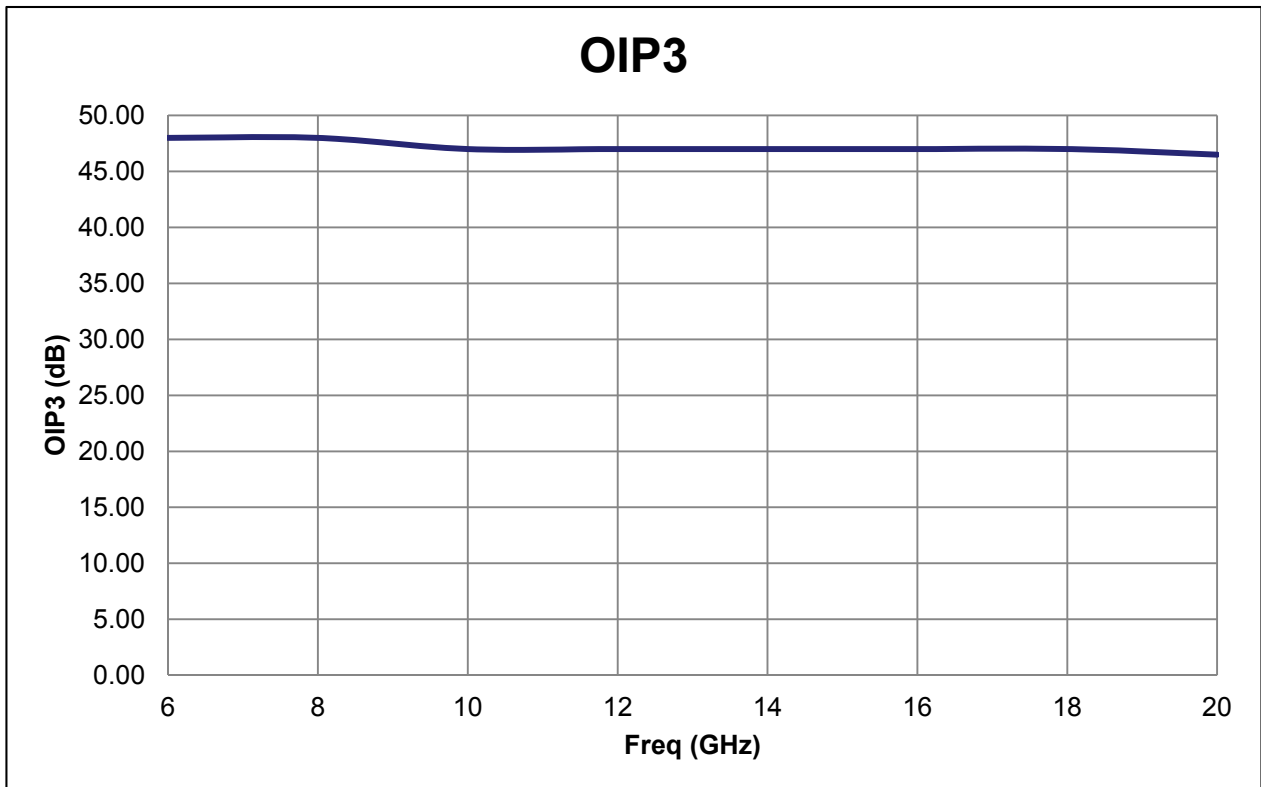
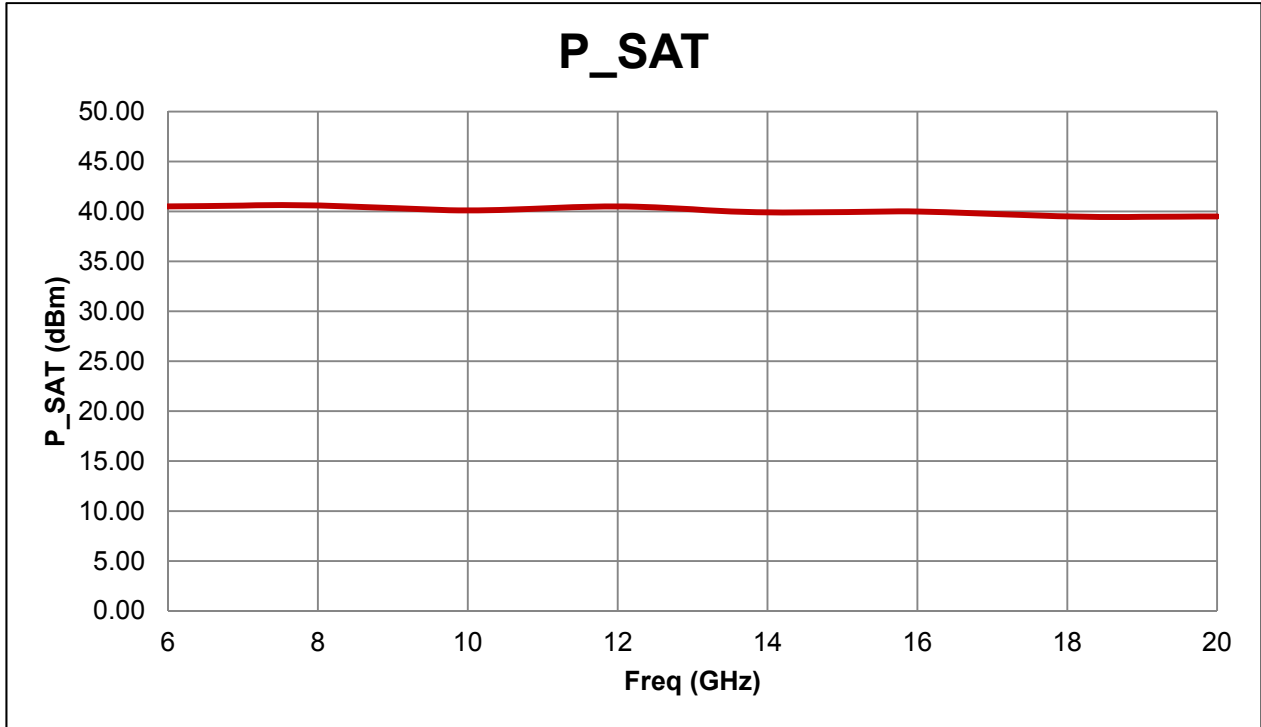
Drain Biasing	+24Vdc
RF Input Power (RFIN)	+20dB m
Storage Temperature(C°)	-65 to +150

Environment specifications

Operational Temperature (C°)	-45 ~ +85(Case Temperature must be less than 85C all time)
Storage Temperature (C°)	-65 ~ +150
Altitude	30,000 ft. (Epoxy Seal Controlled environment) 60,000 ft 1.0psi min (Hermetically Seal Un-controlled environment) (Optional)
Vibration	25g rms (15 degree 2KHz) endurance, 1 hour per axis
Humidity	100% RH at 35c, 95%RH at 40°c
Shock	20G for 11msc half sin wave,3 axis both directions

performance plots





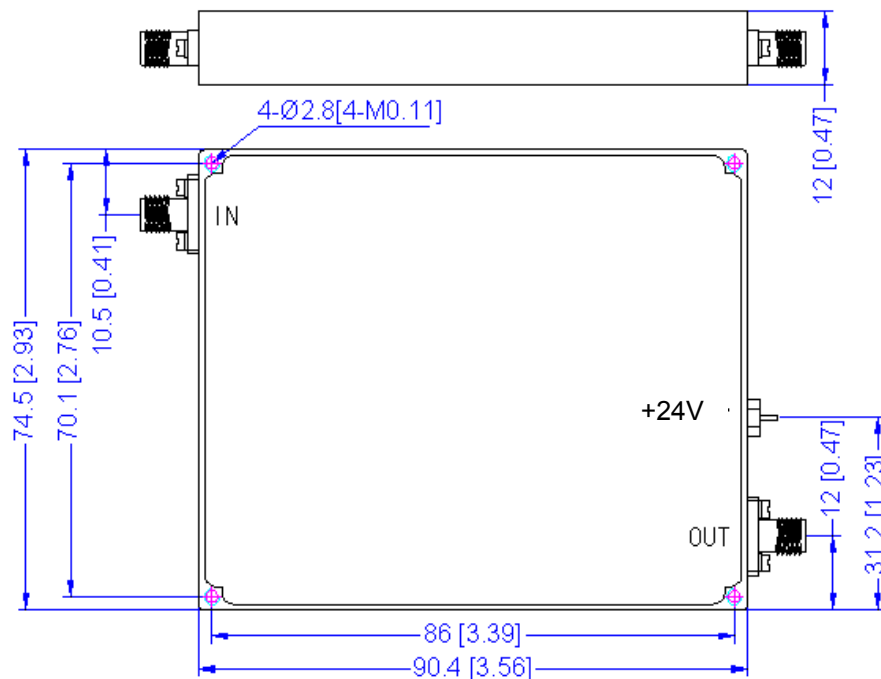


RF-LAMBDA

The power beyond expectations

RFLUPA06G20GB

10W Power Amplifier 6-20GHz



Heat Sink required during operation. (Heat Sink sold separately)

Important Notice

The information contained herein is believed to be reliable. RF-Lambda makes no warranties regarding the information contained herein. RF-Lambda assumes no responsibility or liability whatsoever for any of the information contained herein. RF-Lambda assumes no responsibility or liability whatsoever for the use of the information contained herein. The information contained herein is provided "AS IS, WHERE IS" and with all faults, and the entire risk associated with such information is entirely with the user. All information contained herein is subject to change without notice. Customers should obtain and verify the latest relevant information before placing orders for RF-Lambda products. The information contained herein or any use of such information does not grant, explicitly or implicitly, to any party any patent rights, licenses, or any other intellectual property rights, whether with regard to such information itself or anything described by such information.

RF-Lambda products are not warranted or authorized for use as critical components in medical, life-saving, or life sustaining applications, or other applications where a failure would reasonably be expected to cause severe personal injury or death.