




Wide Band Medium Power 3W Amplifier 5.8-20GHz

Applicable for base station, repeaters of cellular network
 LMDS multi-carrier operation
 Aerospace and military applications
 High Peak to average handle capability
 High Linearity and low noise figure
 All specifications can be modified upon request



Wide Band Medium Power 3W Amplifier 5.80-20GHz

Electrical Specifications			
Frequency	5.8-20.0GHz	P1dB	+34dBm
Noise Figure:	6.0dB typ. 7.0dB Max *	Out IP3:	+43dBm
Gain: Variation:	31dB +/-2dB (unit to unit, 0-55°C)	Input RL	-7dB
Flatness:	+/-1.0dB, 5.8-18.0Hz +/-1.5 dB, 18-20GHz	Output RL:	-9dB
Spurious	>90dBc (25KHz)	Phase Noise	130dBc/Hz >100KHz
Input Power	+3dBm (Max)	DC Voltage: Protection	+15V/1.5A max at 2W
Mechanical and Environmental Specifications			
Temperature:	-40°C to 85°C base plate (Operational) (Forced Air cooling may required) -55°C to 100°C (Storage)	Mechanical shock	30G, 11mSec half sin wave, 3 axis both directions
Vibration:	14.2g RMS (15-2000Hz) functional	Humidity	95% relative humidity, 65°C 96Hour
	16.2g RMS (15-2000Hz) endurance, 1 hour /axis	MTBF	50000 hour min
Connectors:	RF SMA-F	Case:	Conductive no paint
	Supply RFI filter solder	Dimension (L x W x H):	See drawing below.

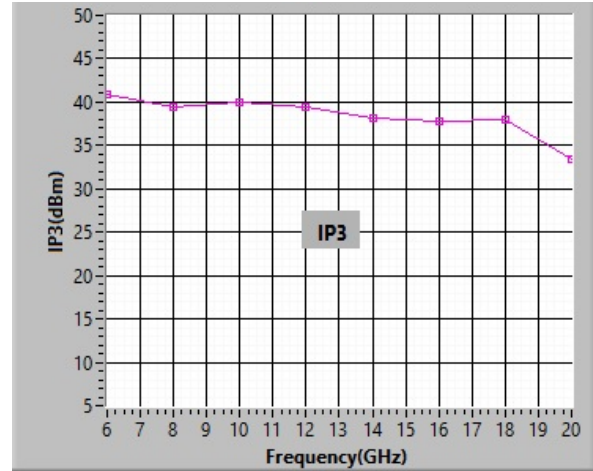
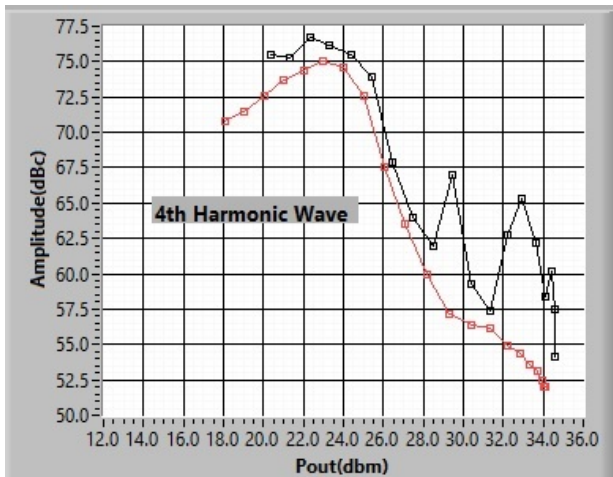
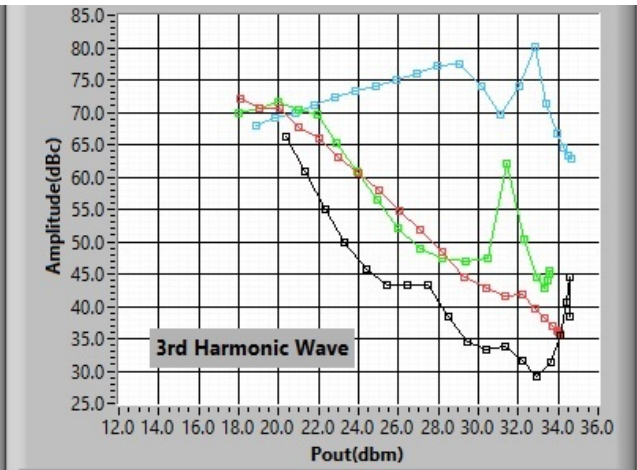
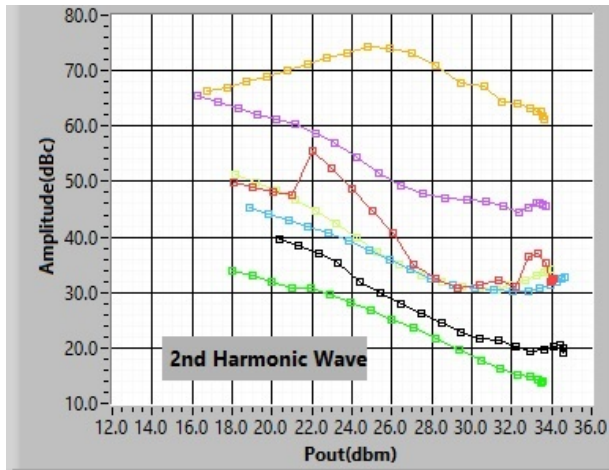
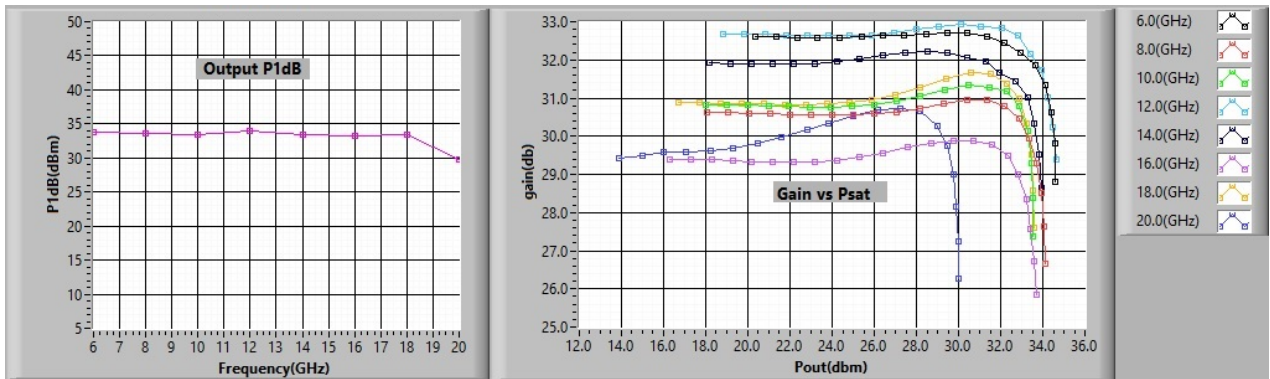


RF-LAMBDA

The power beyond expectations

RFLNPA06G18GB

Wide Band Medium Power 3W Amplifier 5.80-20GHz



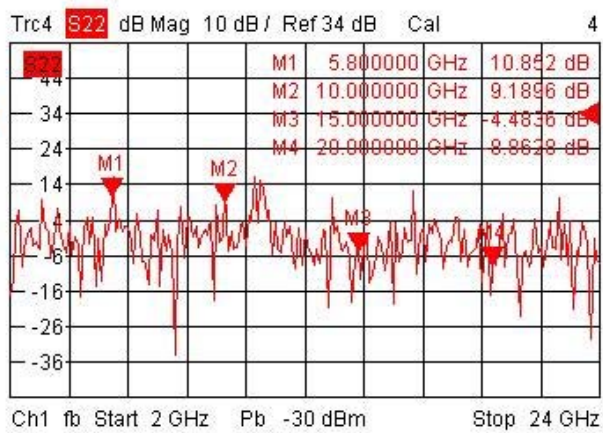
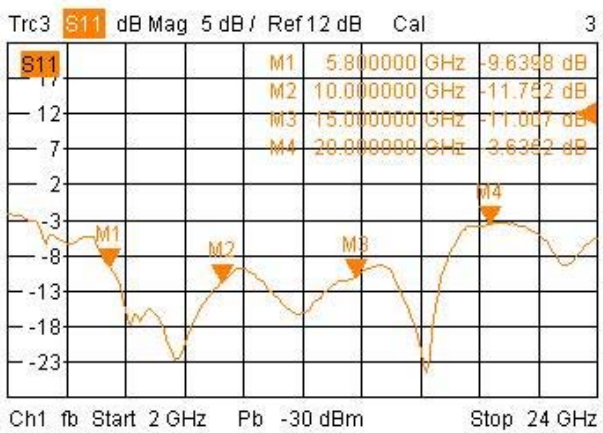
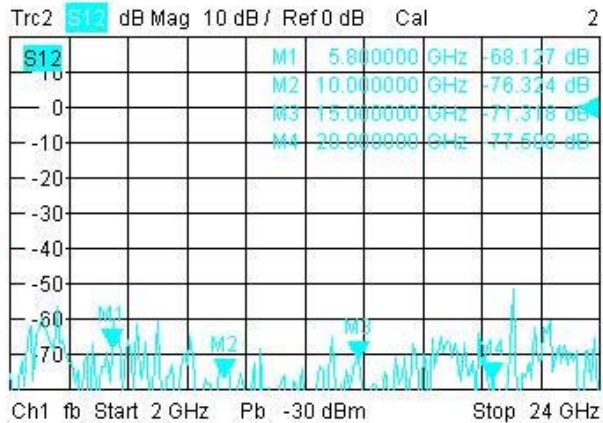
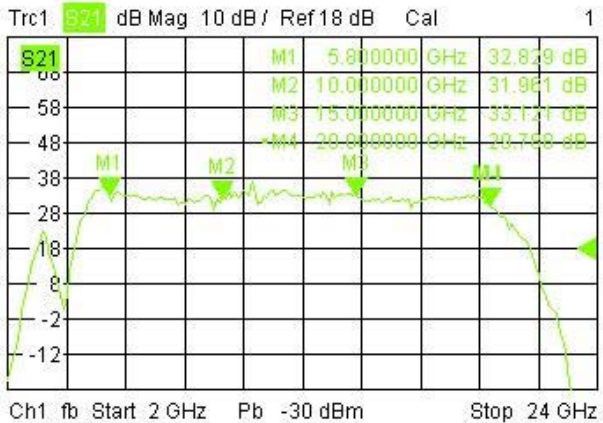
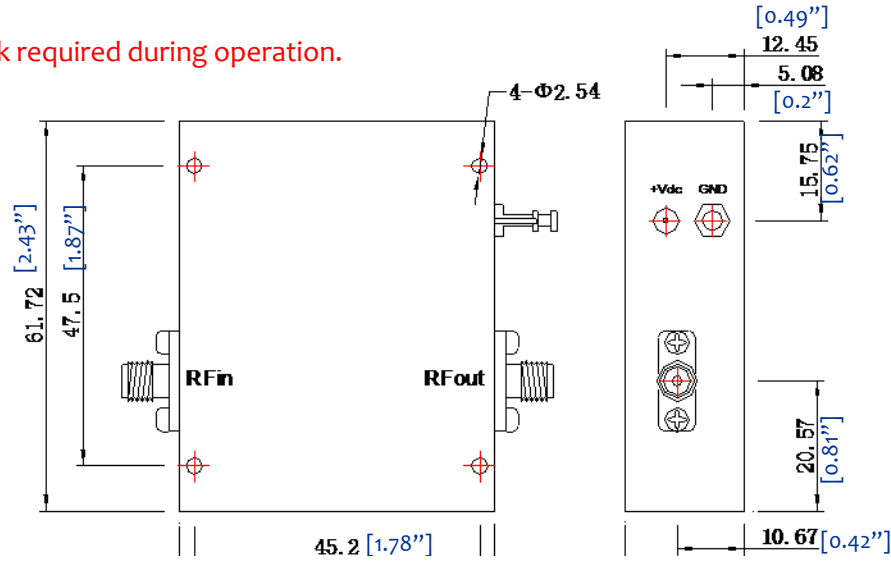


RF-LAMBDA

The power beyond expectations

RFLNPA06G18GB

Heat Sink required during operation.



10/30/2013, 10:17 PM

Wide Band Medium Power 3W Amplifier 5.80-20GHz