



RF-LAMBDA

The power beyond expectations

RSHB23Mo4MV



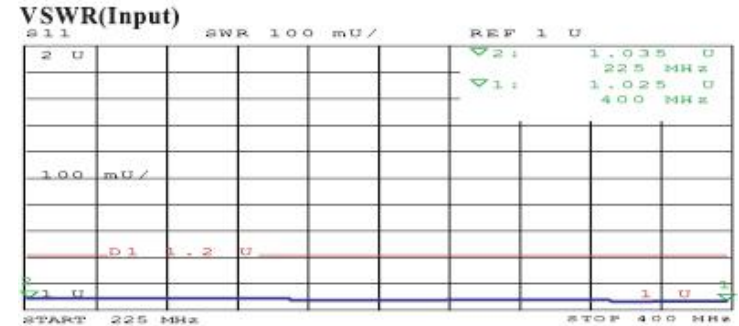
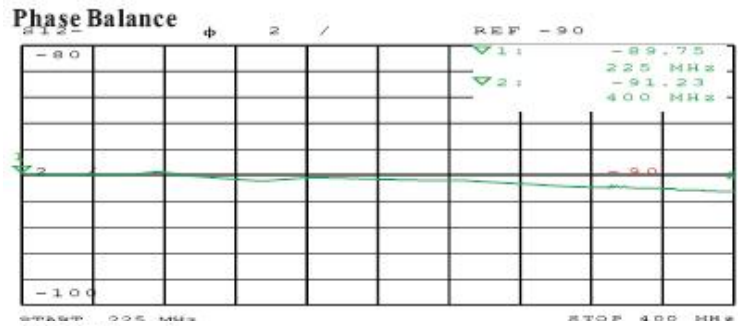
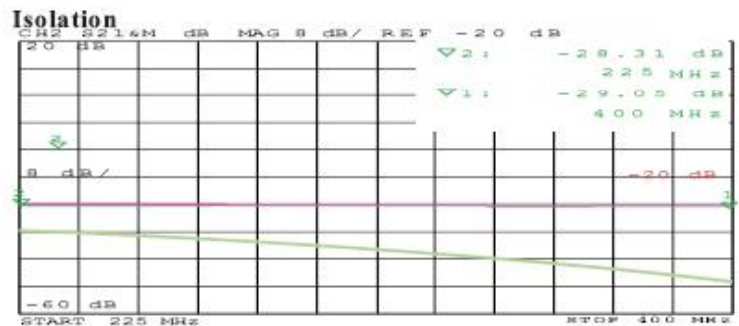
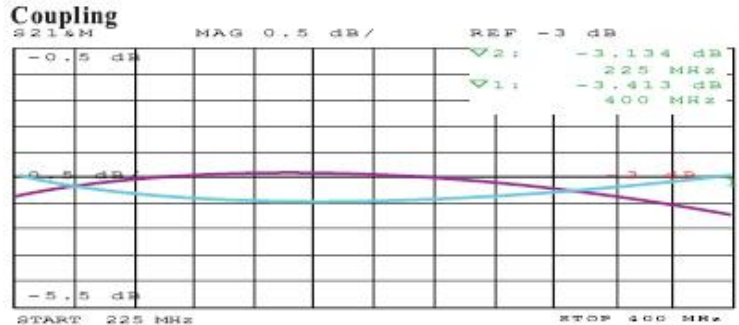
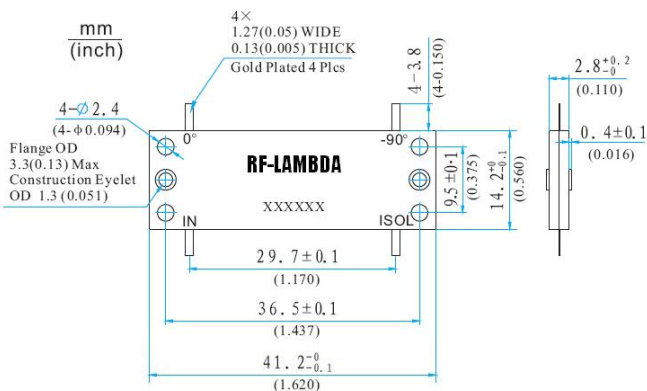
250W 0.225-0.4GHz 90° Hybrid Coupler

Summary:

- . High power operational up to 200W CW
- . Small compacted package
- . Wide bandwidth, flat frequency response
- . MIL-E-5400 standard

Electrical and Environmental Specifications:

Frequency Range:	0.225~0.4GHz
Insertion Loss:	0.30dB
Isolation:	20dB
Amplitude Unbalance:	±0.5dB
Phase unbalance:	±2.0degree
Power:	250W CW
VSWR:	1.20: 1
Operational Temp. Range:	-55°C~+100° C
Storage Temp. Range:	-55°C~+125° C



Surface Mount 250W 0.225G-0.4GHz 90° Hybrid Coupler