



RF-LAMBDA

The power beyond expectations

RSHB12M14MV



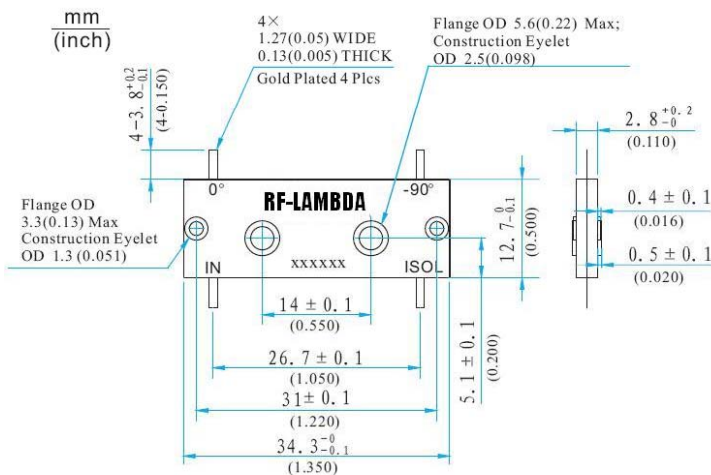
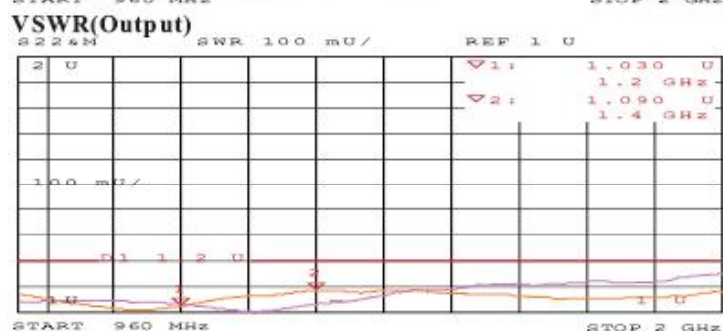
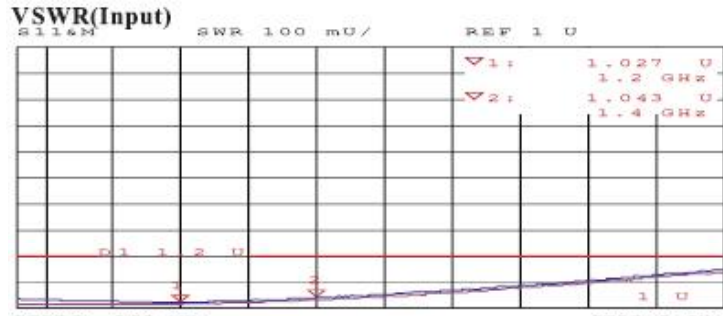

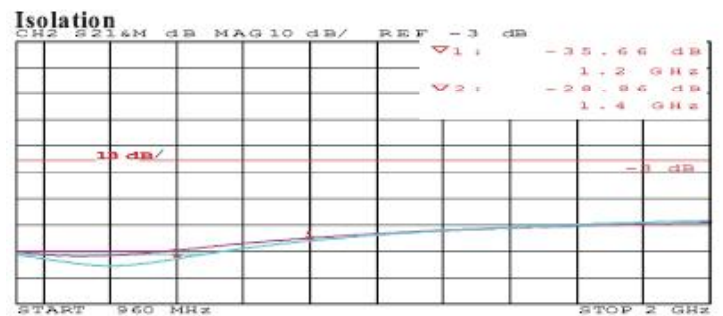
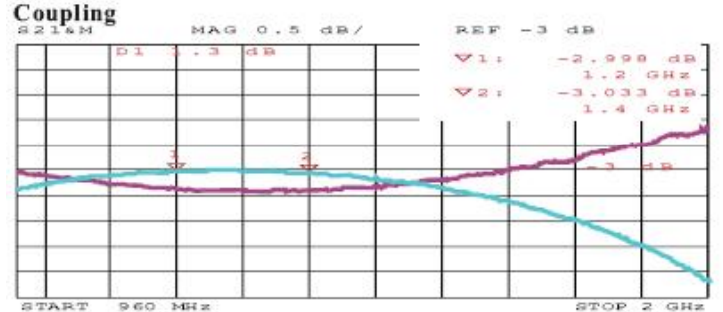
150W 1.2-1.4GHz 90° Hybrid Coupler

Summary:

- . High power operational up to 200W CW
- . Small compacted package
- . Wide bandwidth, flat frequency response
- . MIL-E-5400 standard

Electrical and Environmental Specifications:

Frequency Range:	1.2~1.4GHz
Insertion Loss:	0.30dB
Isolation:	20dB
Amplitude Unbalance:	±0.3dB
Phase unbalance:	±2.0degree
Power:	150W CW
VSWR:	1.25 : 1
Operational Temp. Range:	-55°C~+100° C
Storage Temp. Range:	-55°C~+125° C



Surface Mount 150W 1.2-1.4GHz 90° Hybrid Coupler