




RF-LAMBDA

The power beyond expectations

RSHB02M04MV



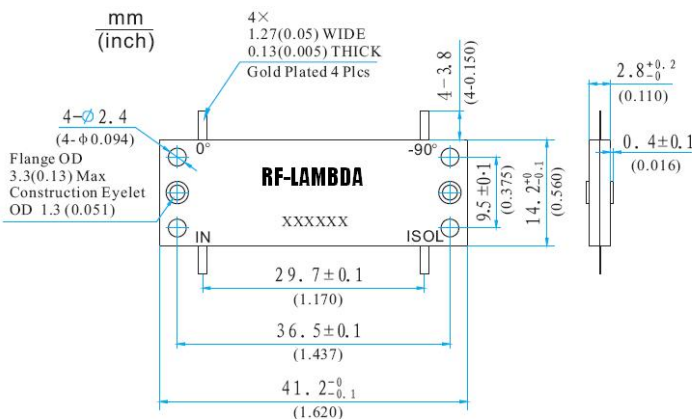
250W 0.2-0.4GHz 90° Hybrid Coupler

Summary:

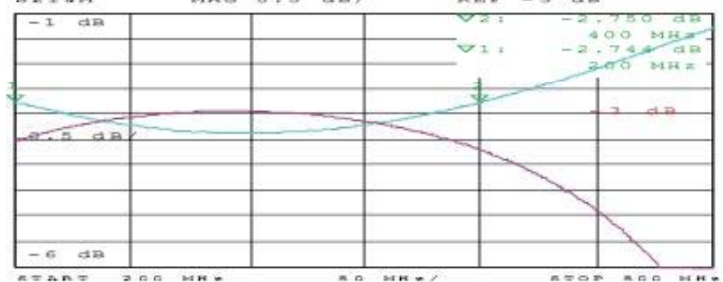
- . High power operational up to 200W CW
- . Small compacted package
- . Wide bandwidth, flat frequency response
- . MIL-E-5400 standard

Electrical and Environmental Specifications:

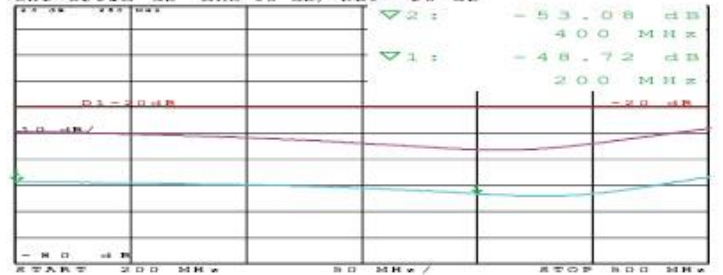
Frequency Range:	0.2~0.4GHz
Insertion Loss:	0.30dB
Isolation:	20dB
Amplitude Unbalance:	± 0.5dB
Phase unbalance:	± 2.0degree
Power:	250W CW
VSWR:	1.20 : 1
Operational Temp. Range:	-55°C~+100° C
Storage Temp. Range:	-55°C~+125° C



Coupling



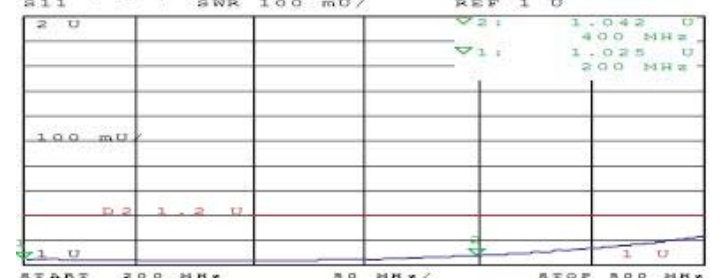
Isolation



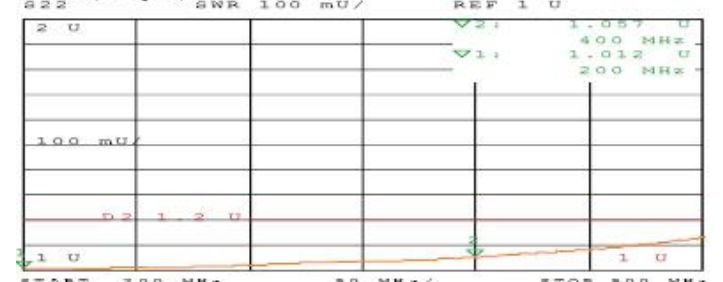
Phase Balance



VSWR(Input)



VSWR(Output)



Surface Mount 250W 0.2-0.4GHz 90° Hybrid Coupler