

Coaxial 300W 30dB Dual Directional Coupler 8GHz-18GHz



Product Description

RFDDC8G18G30 is a coaxial dual directional coupler with a frequency range of 8 to 18GHz.

The power handling for this dual directional coupler is 300W. The Insertion Loss is 0.5dB with a typical directivity of 12dB.

The working temperature of this product is between - 40°C and + 85°C.

Features

- Power handling up to 300W
- Wide band operation
- High directivity within operational band
- Low Insertion Loss

Typical Applications

- Wireless Infrastructure
- Military and Aerospace Applications
- Test Instrumentation
- Radar Systems
- 5G Wireless Communications
- Microwave Radio Systems
- TR Modules
- Research and Development
- Cellular Base Stations

Electrical Specifications, TA = +25°C

| Parameter | Min | Typ | Typ | Min | Typ | Max | Units |
|------------------------------------|---------|------|---|-----|------|------|-------|
| Frequency Range | 8 | | 12 | 12 | | 18 | GHz |
| Nominal Coupling | 29 | 30 | 31 | 29 | 30 | 31 | dB |
| Frequency Sensitivity | | ±0.5 | ±0.7 | | ±0.5 | ±0.7 | dB |
| Directivity | 10 | 12 | | 10 | 12 | | dB |
| Insertion Loss (Excl. Coupling) | | | 0.3 | | | 0.4 | dB |
| Insertion Loss (True) | | 0.15 | 0.3 | | 0.2 | 0.4 | dB |
| VSWR Primary | | 1.2 | 1.3 | | 1.2 | 1.3 | : 1 |
| VSWR Secondary | | 1.5 | 1.5 | | 1.3 | 1.5 | : 1 |
| Power Rating | Average | | 300 | | | 200 | W |
| | Peak | | 3 (10% Duty Cycle, 1 us Pulse Width) | | | | KW |
| Weight | | | 0.43 Max. | | | | lbs |
| Impedance | | | 50 | | | | Ω |
| Input / Output Connectors | | | N-Female(Input) – N-Female(Output) | | | | |
| Package | | | Epoxy Sealed (Standard) | | | | |
| | | | Hermetically Sealed (Optional) | | | | |

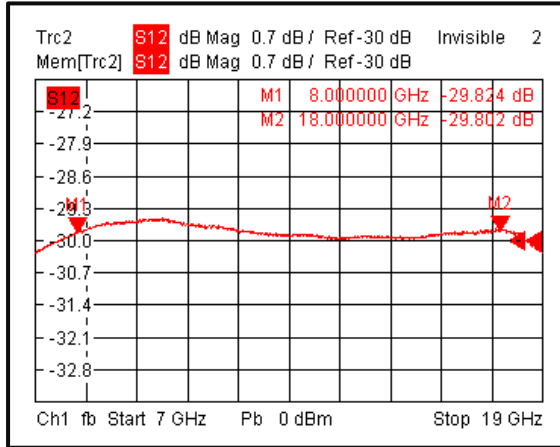
Environmental Specifications and Test Standards

| Parameter | Description |
|-----------------------------------|---|
| Operational Temperature | -40°C to +85°C (Case Temperature) |
| Storage Temperature | -50°C to +105°C |
| Thermal Shock | -40°C → +85°C (5 Cycles / 10 hours) |
| **Random Vibration | MIL-STD-202G Table 214-I, Test Condition Letter C 1.5 Hours Per Axis |
| Shock | 1. Weight >20g, 50g half sine wave for 11ms, Speed variation 3.44m/s 2. Weight <=20g, 100g Half sine wave for 6ms, Speed variation 3.75m/s 3. Total 18 times (6 directions, 3 repetitions per direction). |
| Altitude | Standard: 30,000 Ft (Epoxy Sealed Controlled Environment) Optional: Hermetically Sealed (60,000 ft. 1.0 PSI min) |
| Hermetically Sealed (Optional) | MIL-STD-883 (For Hermetically Sealed Units) |

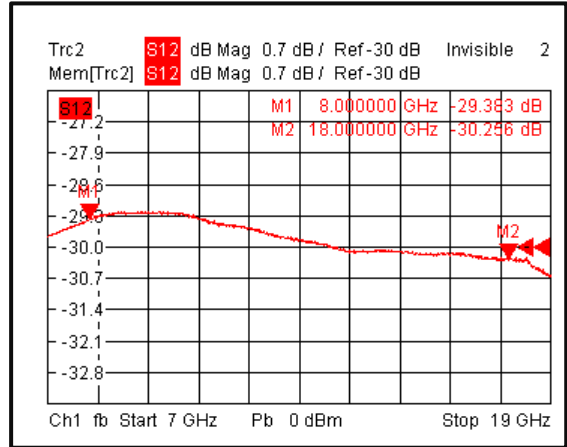
**For vibration testing details please see additional information section.

Typical Performance Plots

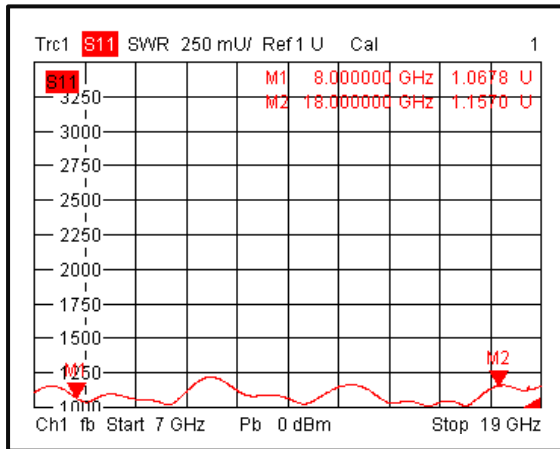
Nominal Coupling 1



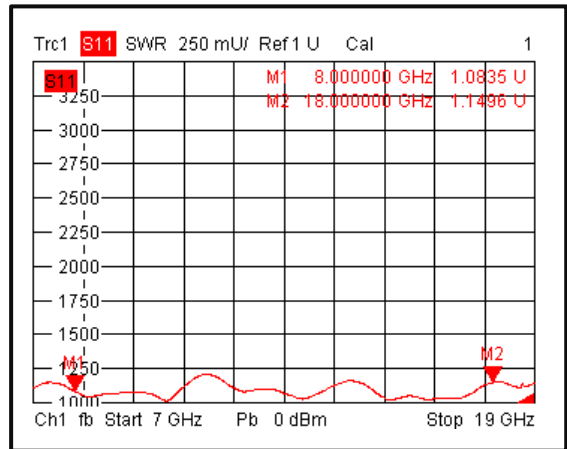
Nominal Coupling 2



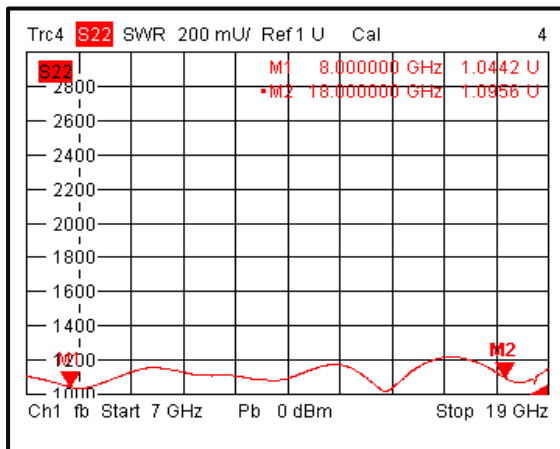
Primary VSWR 1



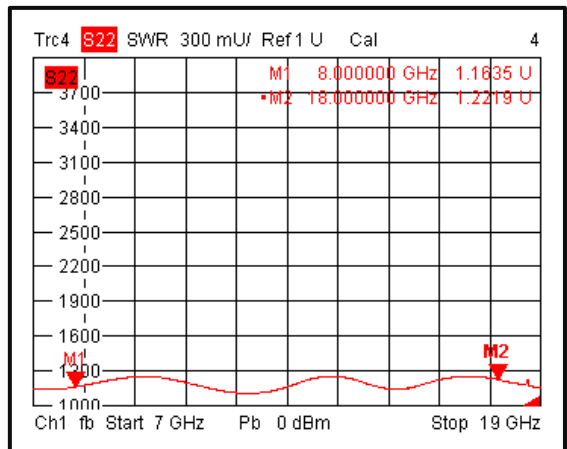
Primary VSWR 2



Secondary VSWR 1

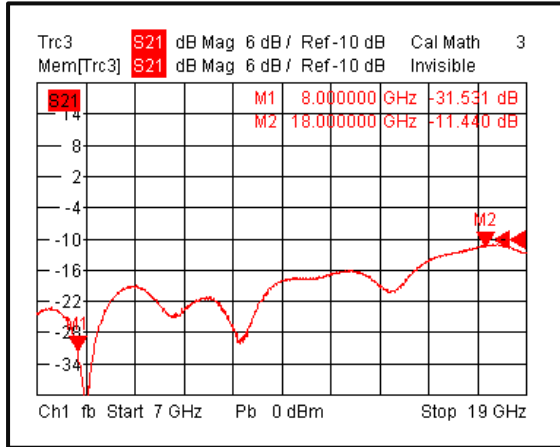


Secondary VSWR 2

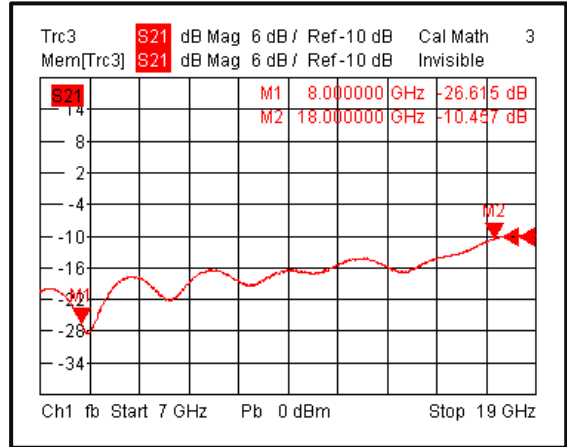


Typical Performance Plots

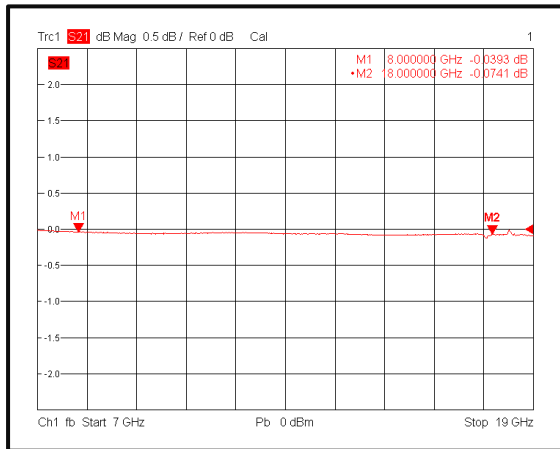
Directivity 1



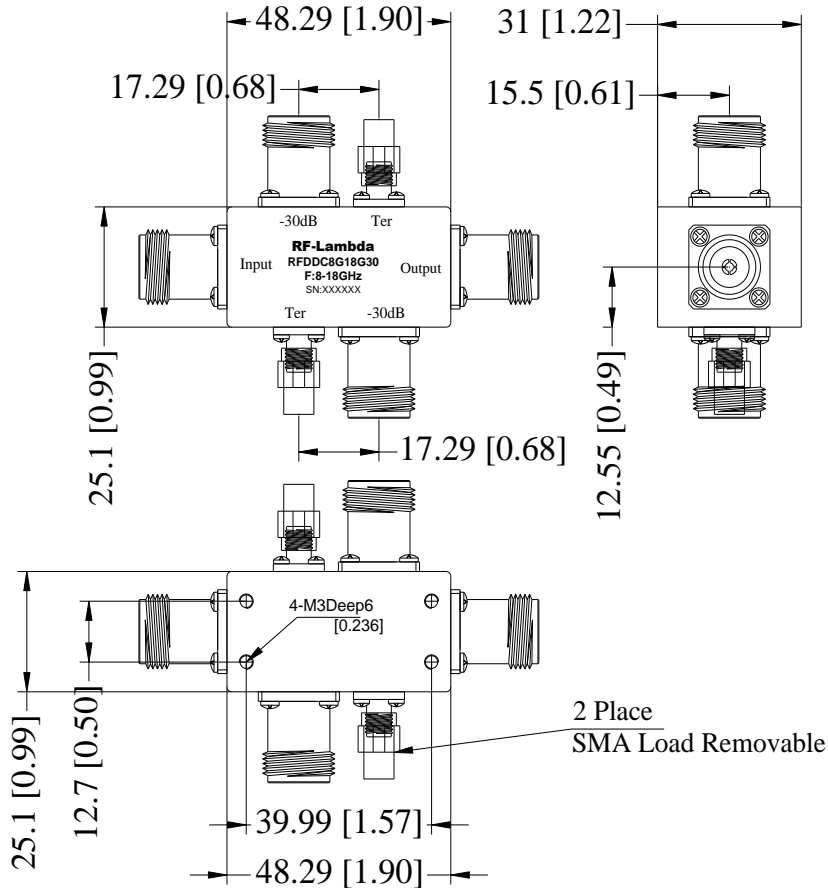
Directivity 2



Insertion Loss

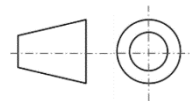


Outline Drawing



Notes:

1. Package Material: Aluminum
2. Finish: Blue Paint
3. All dimensions are in millimeters [inches].
4. Outline Tolerances ± 0.5 [0.02], Mounting Hole Tolerances ± 0.2 [0.008] unless otherwise specified.
5. Standard torque wrench must be used to secure RF connectors.



Additional Information

| Documentation | Webpage |
|---------------------------------|---|
| Connector Torque Specifications | https://www.rflambda.com/pdf/Torque_Specifications.pdf |
| Random Vibration Test Standard | https://www.rflambda.com/pdf/rflambda_random_vibration_MIL-STD-202G.pdf |

Ordering Information

| Part Number | Modification | Description |
|--------------|--------------|-------------------------------------|
| RFDDC8G18G30 | Standard | 8GHz-18GHz Dual Directional Coupler |

Important Notice

The information contained herein is believed to be reliable. RF-Lambda makes no warranties regarding the information contained herein. RF-Lambda assumes no responsibility or liability whatsoever for any of the information contained herein. RF-Lambda assumes no responsibility or liability whatsoever for the use of the information contained herein. The information contained herein is provided "AS IS, WHERE IS" and with all faults, and the entire risk associated with such information is entirely with the user. All information contained herein is subject to change without notice. Customers should obtain and verify the latest relevant information before placing orders for RF-Lambda products. The information contained herein or any use of such information does not grant, explicitly or implicitly, to any party any patent rights, licenses, or any other intellectual property rights, whether with regard to such information itself or anything described by such information.

RF-Lambda products are not warranted or authorized for use as critical components in medical, life-saving, or life sustaining applications, or other applications where a failure would reasonably be expected to cause severe personal injury or death.