

## Coaxial 50W 20dB Dual Directional Coupler 2GHz-8GHz



### Product Description

RFDDC2G8G20 is a coaxial dual directional coupler with a frequency range of 2 to 8GHz.

The power handling for this dual directional coupler is 50W. The Insertion Loss is 0.5dB with a typical directivity of 20dB.

The working temperature of this product is between - 40°C and + 85°C.

### Features

- Power handling up to 50W
- Ultra Wide band operation
- High directivity within operational band
- Low Insertion Loss

### Typical Applications

- Wireless Infrastructure
- Military and Aerospace Applications
- Test Instrumentation
- Radar Systems
- 5G Wireless Communications
- Microwave Radio Systems
- TR Modules
- Research and Development
- Cellular Base Stations

### Electrical Specifications, TA = +25°C

Parameter	Min	Typ	Max	Min	Typ	Max	Units
Frequency Range	2		4	4		8	GHz
Nominal Coupling	19	20	21	19	20	21	dB
Frequency Sensitivity		±0.7	±1		±0.7	±1	dB
Directivity	20	22		18	20		dB
Insertion Loss (Excl. Coupling)			0.4			0.5	dB
Insertion Loss (True)		0.3	0.4		0.4	0.5	dB
VSWR Primary		1.18	1.2		1.18	1.2	: 1
VSWR Secondary		1.18	1.2		1.2	1.25	: 1
Power Rating	Average		50				W
	Peak		500 (10% Duty Cycle, 1 us Pulse Width)				W
Weight			0.11 Max.				lbs
Impedance			50				Ω
Input / Output Connectors	SMA-Female(Input) – SMA-Female(Output)						
Package	Epoxy Sealed (Standard)						
	Hermetically Sealed (Optional)						

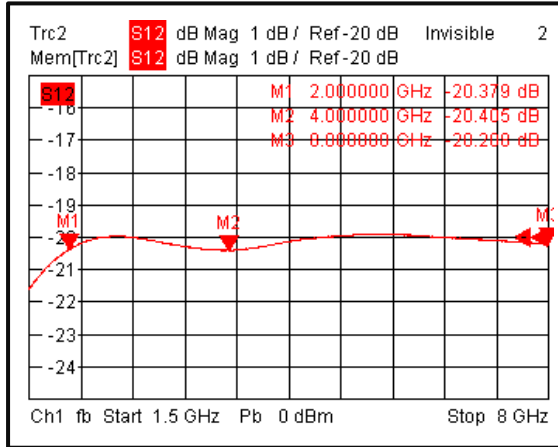
**Environmental Specifications and Test Standards**

Parameter	Description
Operational Temperature	-40°C to +85°C (Case Temperature)
Storage Temperature	-50°C to +105°C
Thermal Shock	-40°C → +85°C (5 Cycles / 10 hours)
**Random Vibration	MIL-STD-202G Table 214-I, Test Condition Letter C 1.5 Hours Per Axis
Shock	1. Weight >20g, 50g half sine wave for 11ms, Speed variation 3.44m/s 2. Weight <=20g, 100g Half sine wave for 6ms, Speed variation 3.75m/s 3. Total 18 times (6 directions, 3 repetitions per direction).
Altitude	Standard: 30,000 Ft (Epoxy Sealed Controlled Environment) Optional: Hermetically Sealed (60,000 ft. 1.0 PSI min)
Hermetically Sealed (Optional)	MIL-STD-883 (For Hermetically Sealed Units)

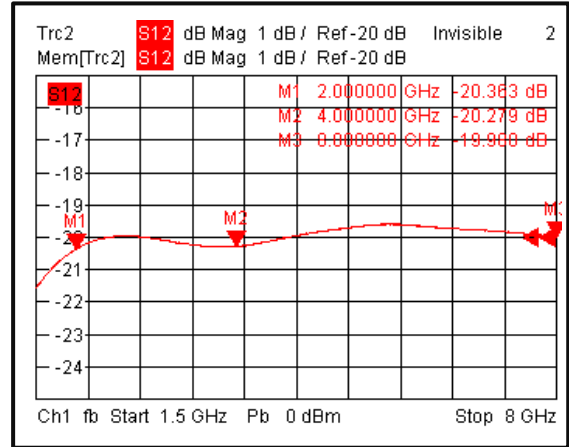
\*\*For vibration testing details please see additional information section.

**Typical Performance Plots**

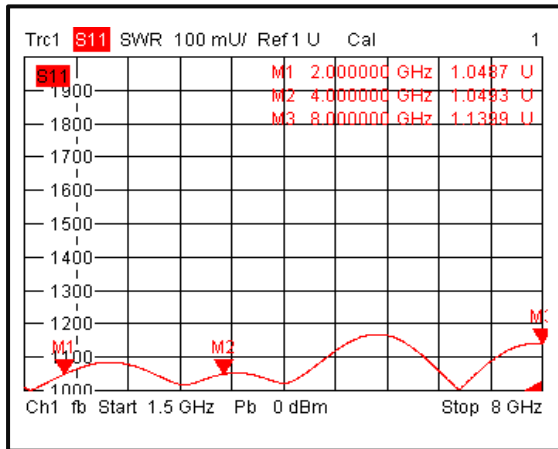
**Nominal Coupling 1**



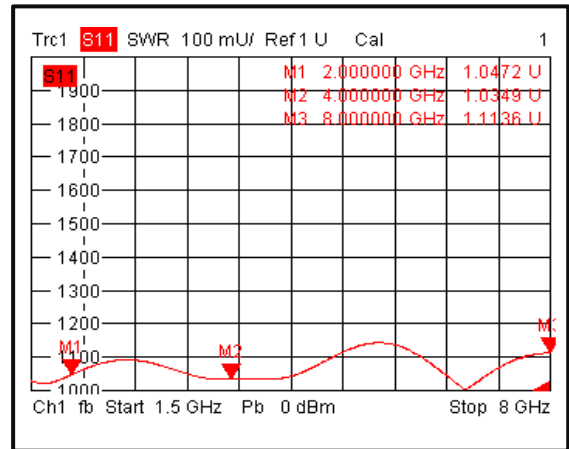
**Nominal Coupling 2**



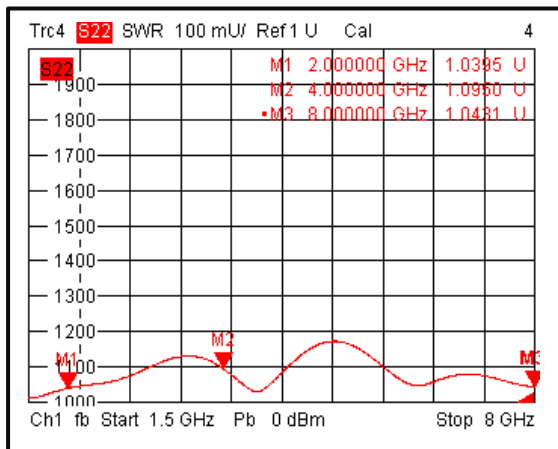
**Primary VSWR 1**



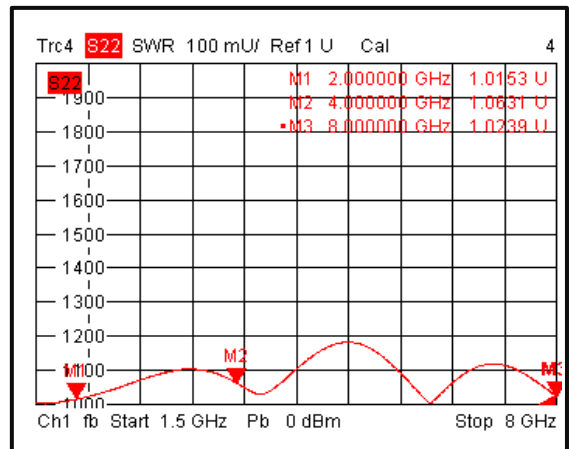
**Primary VSWR 2**



**Secondary VSWR 1**

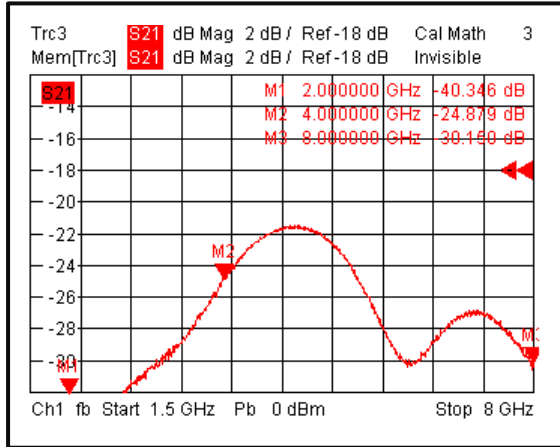


**Secondary VSWR 2**

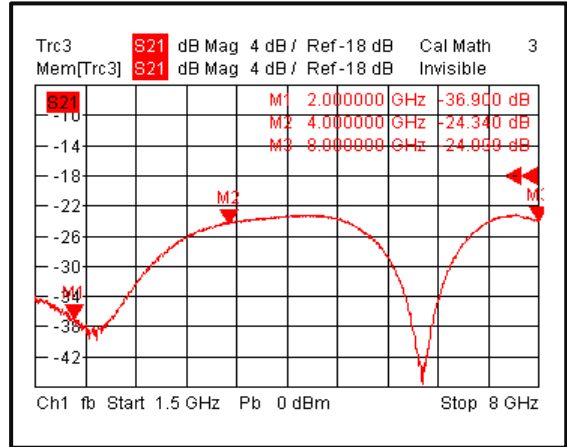


**Typical Performance Plots**

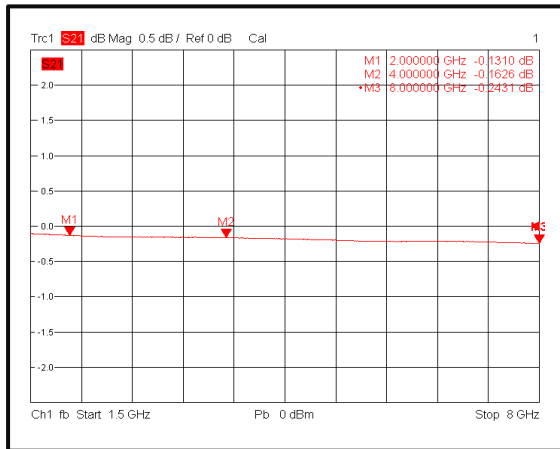
**Directivity 1**



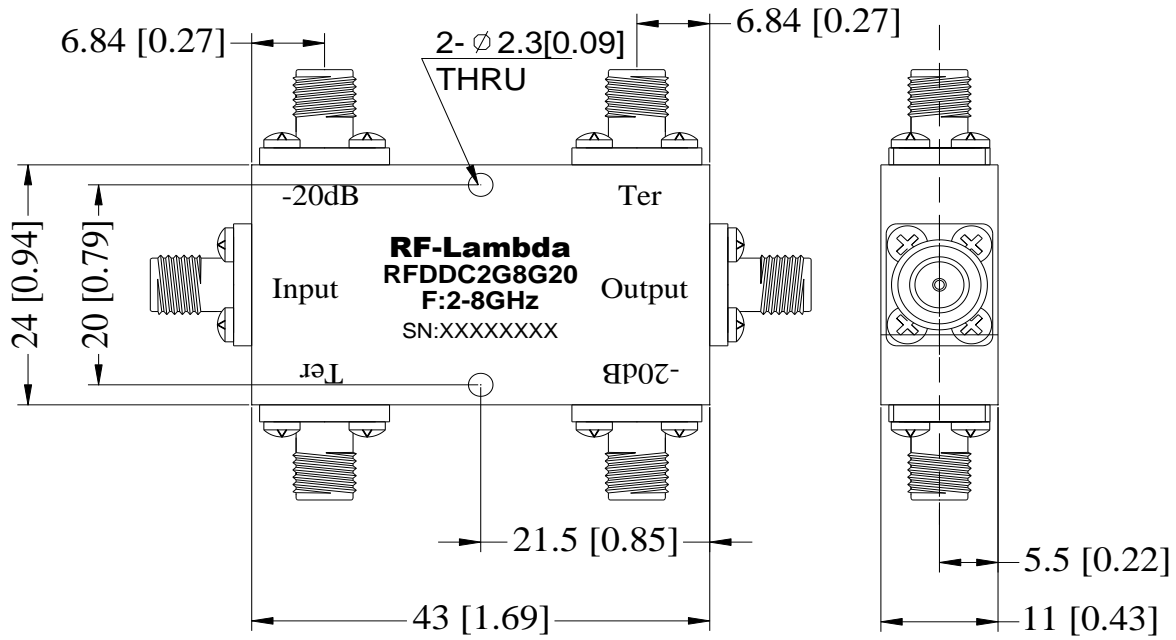
**Directivity 2**



**Insertion Loss**

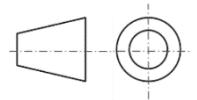


**Outline Drawing**



Notes:

1. Package Material: Aluminum
2. Finish: Blue Painted
3. All dimensions are in millimeters [inches].
4. Outline Tolerances  $\pm 0.5$  [0.02], Mounting Hole Tolerances  $\pm 0.2$  [0.008] unless otherwise specified.
5. Standard torque wrench must be used to secure RF connectors.



Additional Information

Documentation	Webpage
Connector Torque Specifications	<a href="https://www.rflambda.com/pdf/Torque_Specifications.pdf">https://www.rflambda.com/pdf/Torque_Specifications.pdf</a>
Random Vibration Test Standard	<a href="https://www.rflambda.com/pdf/rflambda_random_vibration_MIL-STD-202G.pdf">https://www.rflambda.com/pdf/rflambda_random_vibration_MIL-STD-202G.pdf</a>

**Ordering Information**

Part Number	Modification	Description
RFDDC2G8G20	Standard	2GHz-8GHz Dual Directional Coupler

**Important Notice**

The information contained herein is believed to be reliable. RF-Lambda makes no warranties regarding the information contained herein. RF-Lambda assumes no responsibility or liability whatsoever for any of the information contained herein. RF-Lambda assumes no responsibility or liability whatsoever for the use of the information contained herein. The information contained herein is provided "AS IS, WHERE IS" and with all faults, and the entire risk associated with such information is entirely with the user. All information contained herein is subject to change without notice. Customers should obtain and verify the latest relevant information before placing orders for RF-Lambda products. The information contained herein or any use of such information does not grant, explicitly or implicitly, to any party any patent rights, licenses, or any other intellectual property rights, whether with regard to such information itself or anything described by such information.

RF-Lambda products are not warranted or authorized for use as critical components in medical, life-saving, or life sustaining applications, or other applications where a failure would reasonably be expected to cause severe personal injury or death.