



## WIDE BAND 200W SERIES DIRECTIONAL COUPLER 0.8GHZ-3.5GHZ



WIDE BAND 200W SERIES DIRECTIONAL COUPLER 0.8GHZ-2.5GHZ

- Wide band performance 0.8GHz-3.5GHz
- power operation up to 200W CW
- Compact size and low loss.
- Low passive inter-modulation product.
- Customized unit available.
- Applicable for base station, repeaters of CMDA cellular network

Electrical Specifications			
Frequency Range:	0.8-3.5GHz	Power	200W CW
Amplitude Balance	±0.7dB	Insertion Loss / VSWR	0.4dB 1.25 : 1
Directivity	20dB	Coupling	5 ± 0.5dB
Environmental Specifications			
Operational Temp.	-55°C to 85°C base plate	Storage Temp.	-55°C to 100°C base plate
Altitude	45,000 ft		
Mechanical Specifications			
Humidity	95% relative humidity, 65°C 96Hour	Mechanical shock	30G, 11mSec half sin wave, 3 axis both directions
Vibration:	14.2g RMS (15-2000Hz) functional	Connectors:	N-Female Brass, Nickel Plate
	16.2g RMS (15-2000Hz) endurance, 1 hour/axis		Beryllium Copper, Gold Plate PIN

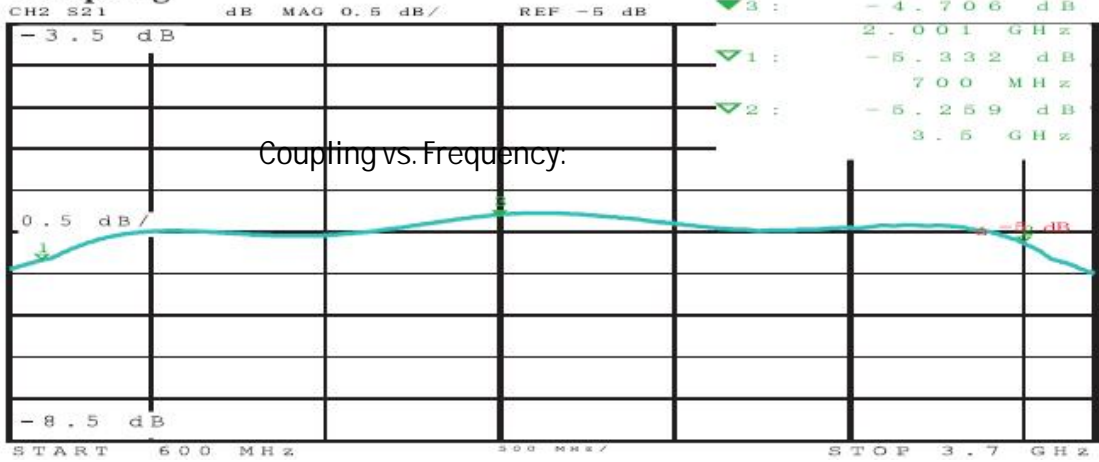


# RF-LAMBDA

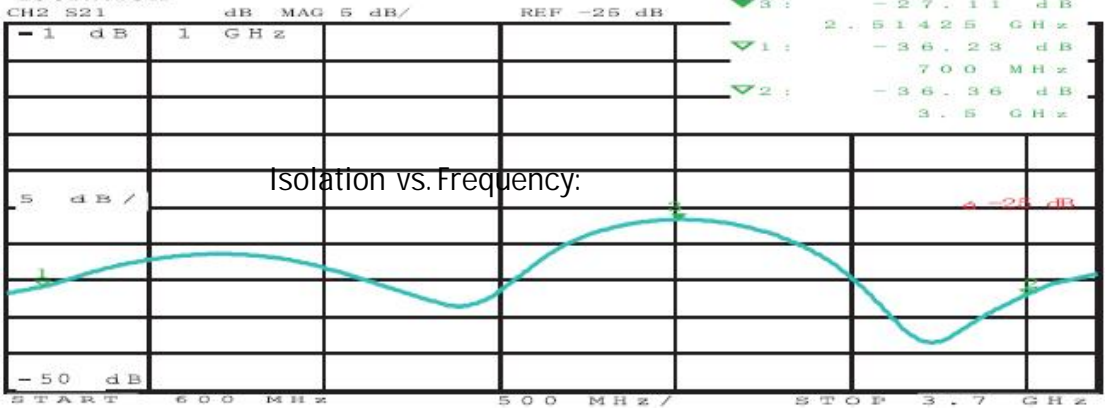
The power beyond expectations

RFDC8M3G05A

## Coupling



## Isolation



## Insertion loss



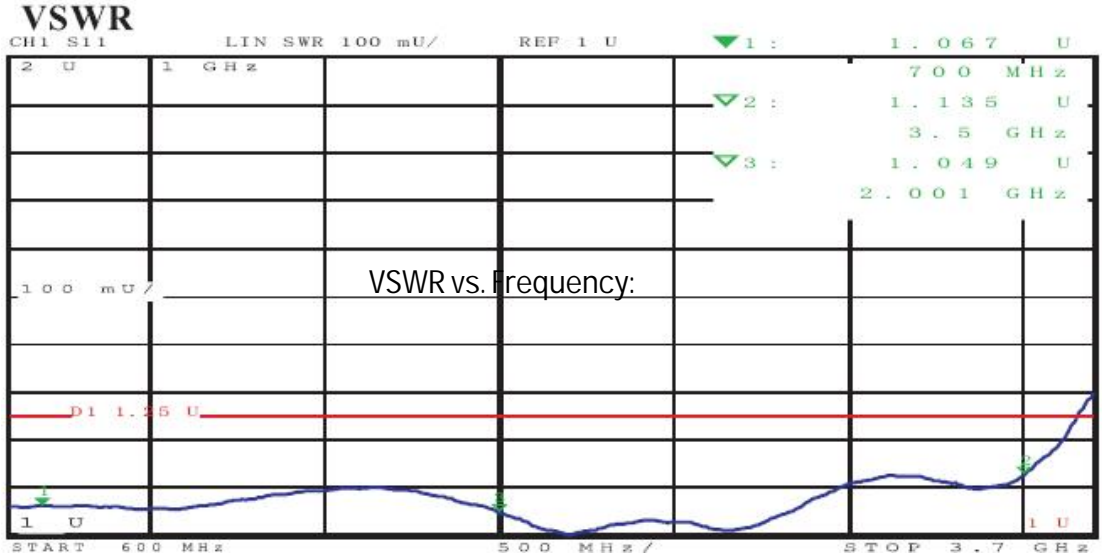
WIDE BAND 200W SERIES DIRECTIONAL COUPLER 0.8GHZ-2.5GHZ



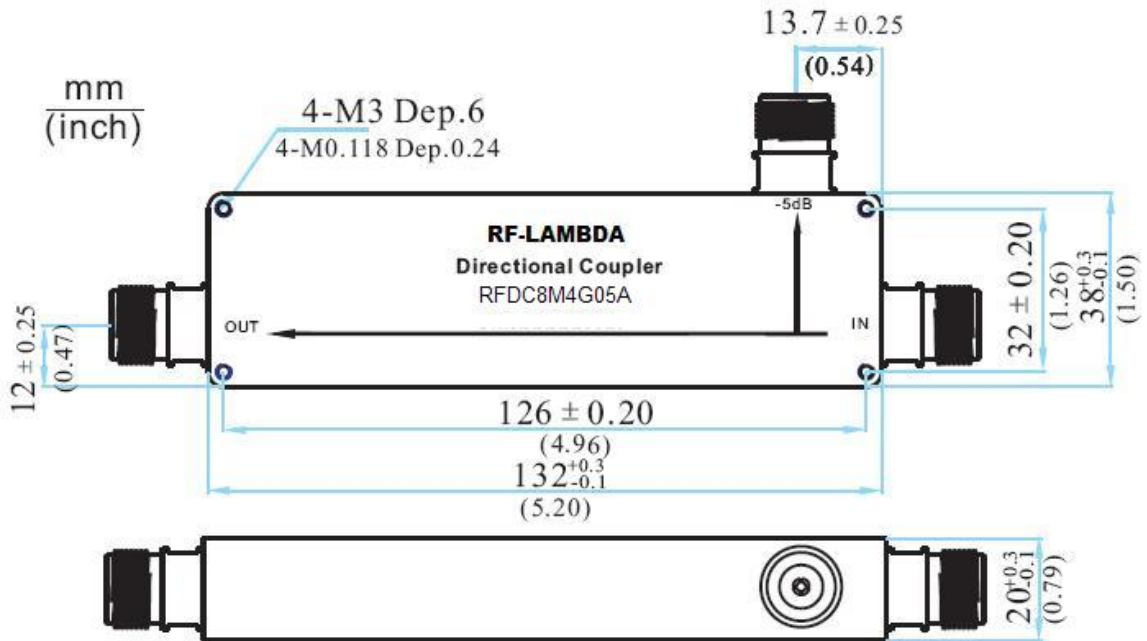
# RF-LAMBDA

The power beyond expectations

RFDC8M3G05A



DRAWING:



WIDE BAND 200W SERIES DIRECTIONAL COUPLER 0.8GHZ-2.5GHZ