



RF-LAMBDA

The power beyond expectations

RFDC5M2G10B

WIDE BAND 60W SERIES DIRECTIONAL COUPLER 0.5GHZ-2.0GHZ



- Wide band performance 0.5GHz-2.0GHz
- power operation up to 60W CW
- Compact size and low loss.
- Low passive inter-modulation product.
- Customized unit available.
- Applicable for base station, repeaters of CMDA cellular network

WIDE BAND 60W SERIES DIRECTIONAL COUPLER 0.5GHZ-2.0GHZ

Electrical Specifications			
Frequency Range:	0.5-2.0GHz	Power	60W CW
Amplitude Balance	± 0.7dB	Insertion Loss / VSWR	0.5dB 1.20 : 1
Directivity	20dB	Coupling	10 ± 0.8dB
Environmental Specifications			
Operational Temp.	-55°C to 85°C base plate	Storage Temp.	-55°C to 100°C base plate
Altitude	45,000 ft		
Mechanical Specifications			
Humidity	95% relative humidity, 65°C 96Hour	Mechanical shock	30G, 11mSec half sin wave, 3 axis both directions
Vibration:	14.2g RMS (15-2000Hz) functional	Connectors:	N-Female Brass, Nickel Plate
	16.2g RMS (15-2000Hz) endurance, 1 hour/axis		Beryllium Copper, Gold Plate PIN



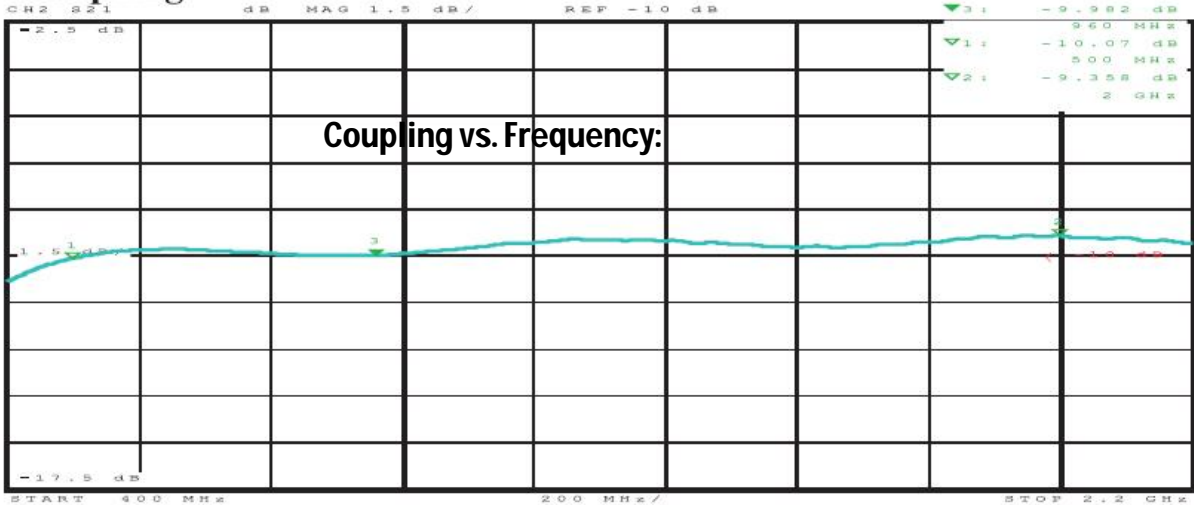
RF-LAMBDA

The power beyond expectations

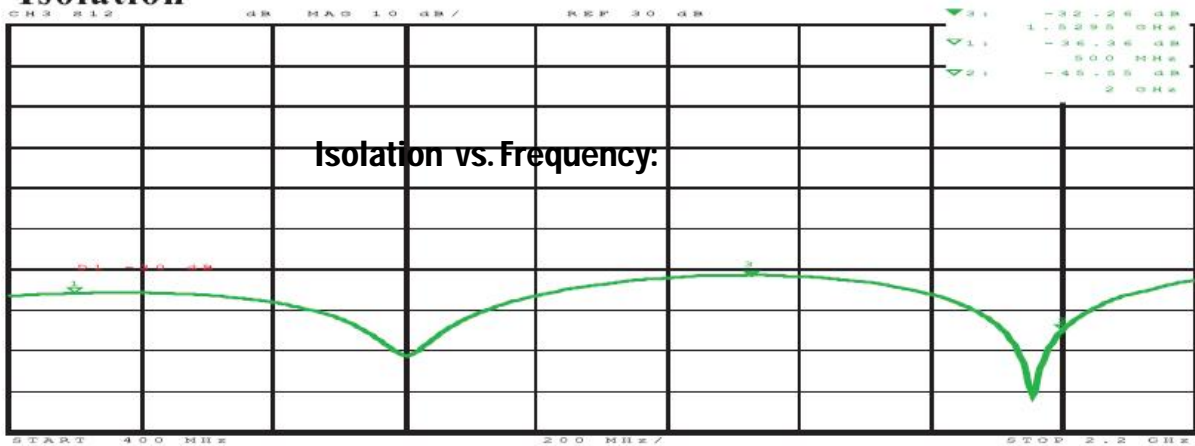
RFDC5M2G10B

WIDE BAND 60W SERIES DIRECTIONAL COUPLER 0.5GHZ-2.0GHZ

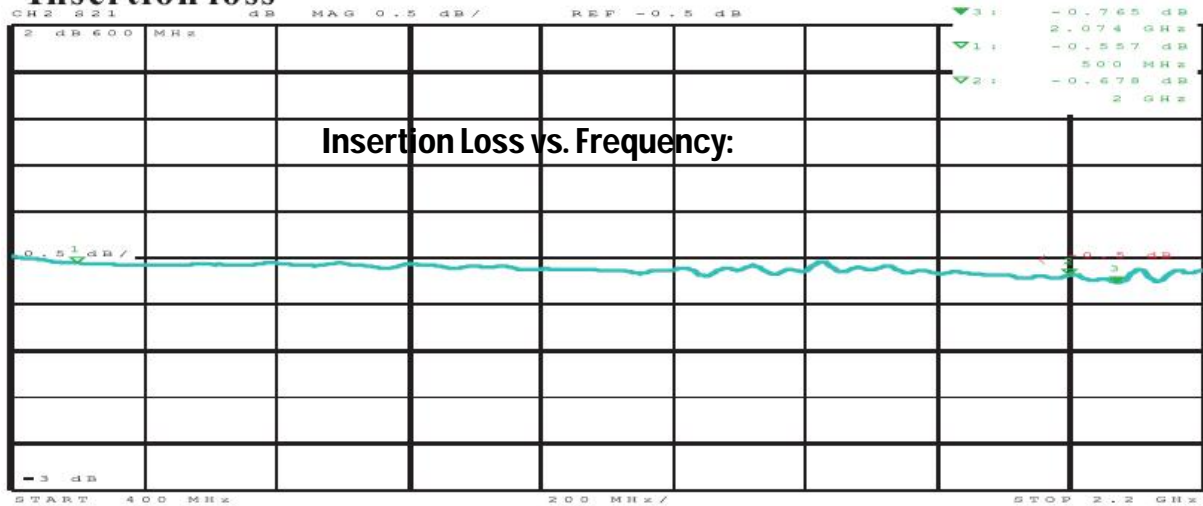
Coupling



Isolation



Insertion loss



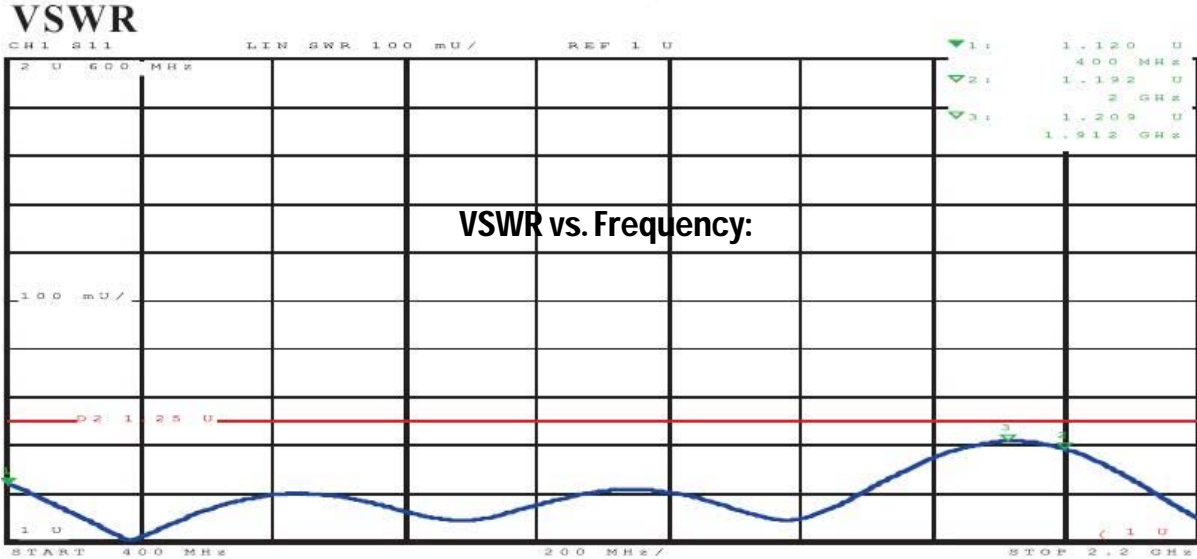


RF-LAMBDA

The power beyond expectations

RFDC5M2G10B

WIDE BAND 60W SERIES DIRECTIONAL COUPLER 0.5GHZ-2.0GHZ



DRAWING:

