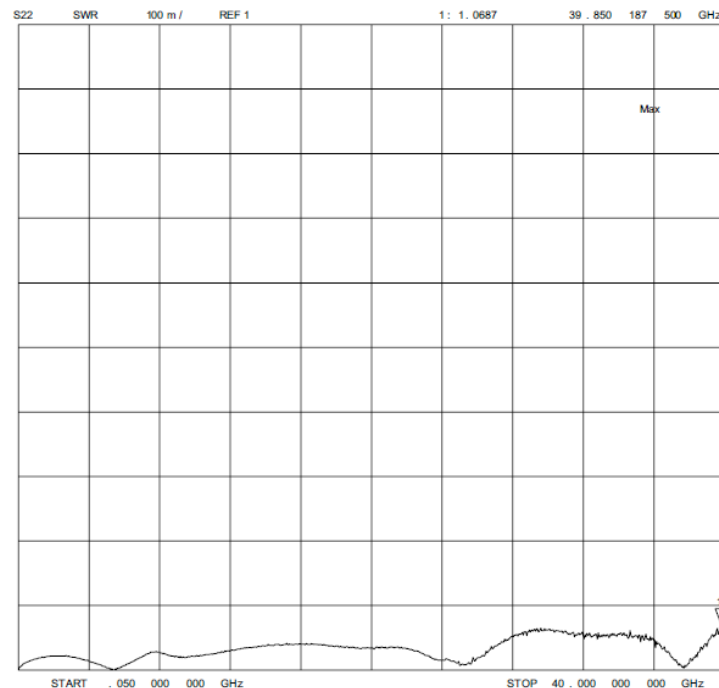
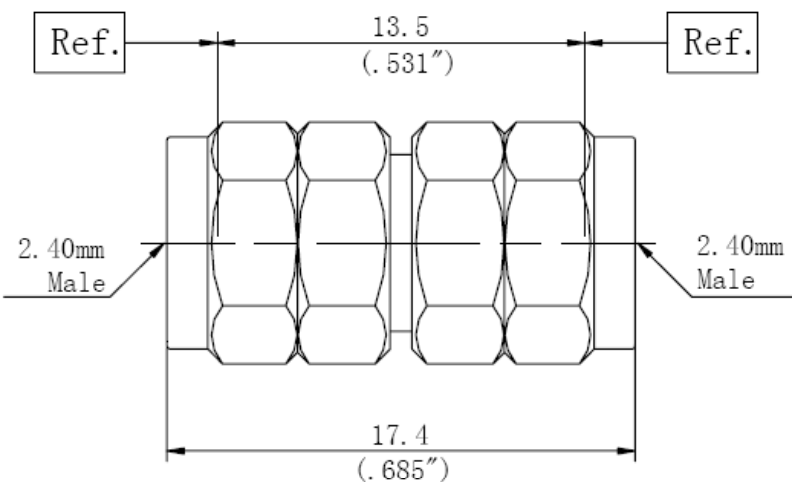



# Coaxial Adapter 2.4 mm Male to 2.4 mm Male



2.0 Environment specifications		
2.1	Opt. Temp.	-55°C~+165°C
2.2	Storage Temp.	-60°C~+185°C
2.3	Altitude	45000 ft
2.4	Vibration	10g rms (15 degree 2KHz)
2.5	Humidity	100% RH at 35c, 95%RH at 40 °c
2.6	Shock	20G for 11msc

1.0 Mechanical Specifications		
1.1	2.4mm	STD 287-2007
1.2	2.4mm	STD 287-2007
1.3	MIL	MIL-G-45204

PN	Frequency (GHz)	Impedance (Ω)	VSWR (max)	Insulate material	Material	Center PIN
RFCARAWMM	DC-50	50	1.15	PEI	Stainless Steel SU303	Brass with Gold plating

PAGE 1 OF 1	DATE JAN 8 <sup>th</sup> 2003
<small>PROPRIETARY INFORMATION THE INFORMATION CONTAINED IN THIS DOCUMENT IS THE PROPERTY OF RF-LAMBDA EXCEPT AS SPECIFICALLY AUTHORIZED IN WRITING BY RF-LAMBDA. THE HOLDER OF THIS DOCUMENT SHALL KEEP ALL INFORMATION CONTAINED HEREIN CONFIDENTIAL AND SHALL PROTECT SAME IN THE WHOLE OR IN PART FROM DISCLOSURE AND DISSEMINATION OF ALL THIRD PARTIES AND SHALL USE SAME FOR OPERATING AND MAINTENANCE PURPOSES ONLY</small>	DESIGN RFPC
	RF-LAMBDA RFPC
	CAD MODEL REVISION 02-1
	ASSEMBLY REVISION VS23
 <b>COAXIAL ADAPTER RFCARAWMM</b>	ASSEMBLY NAME RFLVR54
	DRAWING NUMBER D02-12
www.rflambda.com	
<b>RF-LAMBDA</b>	SIZE LT SHEETS 1 OF 1