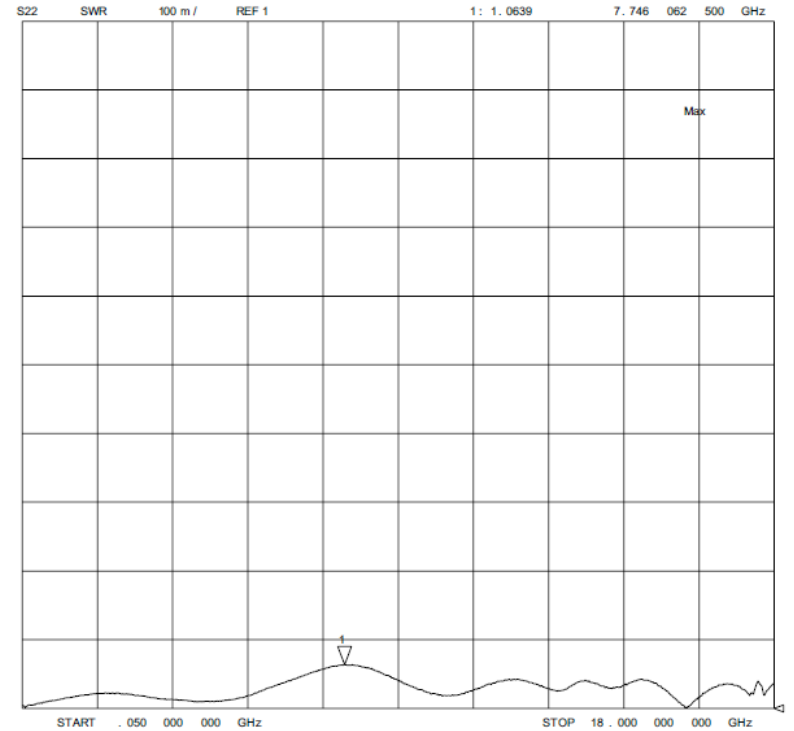
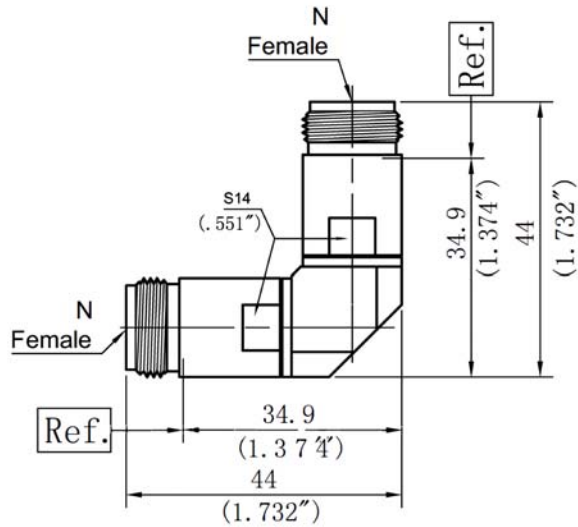



90 Degree Coaxial Adapter N Female to N Female



2.0 Environment specifications	
2.1	Opt. Temp. -55°C~+165°C
2.2	Storage Temp. -60°C~+185°C
2.3	Altitude 45000 ft
2.4	Vibration 10g rms (15 degree 2KHz)
2.5	Humidity 100% RH at 35°C, 95%RH at 40 °C
2.6	Shock 20G for 11msc

1.0 Mechanical Specifications		
1.1	SMA	MIL-STD-348A
1.2	SMA	MIL-STD-348A
1.3	MIL	MIL-G-45204

PN	Frequency (GHz)	Impedance (Ω)	VSWR (max)	Insulate material	Material	Center PIN
RFCARANFNFL	DC-18	50	1.25	PEI	Stainless Steel SU303	Beryllium Copper Gold Plated

PAGE 1 OF 1		DATE	JAN 8 th 2003
<p>PROPRIETARY INFORMATION THE INFORMATION CONTAINED IN THIS DOCUMENT IS THE PROPERTY OF RF-LAMBDA EXCEPT AS SPECIFICALLY AUTHORIZED IN WRITING BY RF-LAMBDA. THE HOLDER OF THIS DOCUMENT SHALL KEEP ALL INFORMATION CONTAINED HEREIN CONFIDENTIAL AND SHALL PROTECT SAME IN THE WHOLE OR IN PART FROM DISCLOSURE AND DISSEMINATION OF ALL THIRD PARTIES AND SHALL USE SAME FOR OPERATING AND MAINTENANCE PURPOSES ONLY</p>		DESIGN	RFPC
		RF-LAMBDA	RFPC
		CAD MODEL REVISION	02-1
		ASSEMBLY REVISION	VS23
 COAXIAL ADAPTER RFCARANFNFL		ASSEMBLY NAME	RFLVR54
www.rflambda.com		DRAWING NUMBER	D02-12
RF-LAMBDA	SIZE LT	SHEETS 1 OF 1	