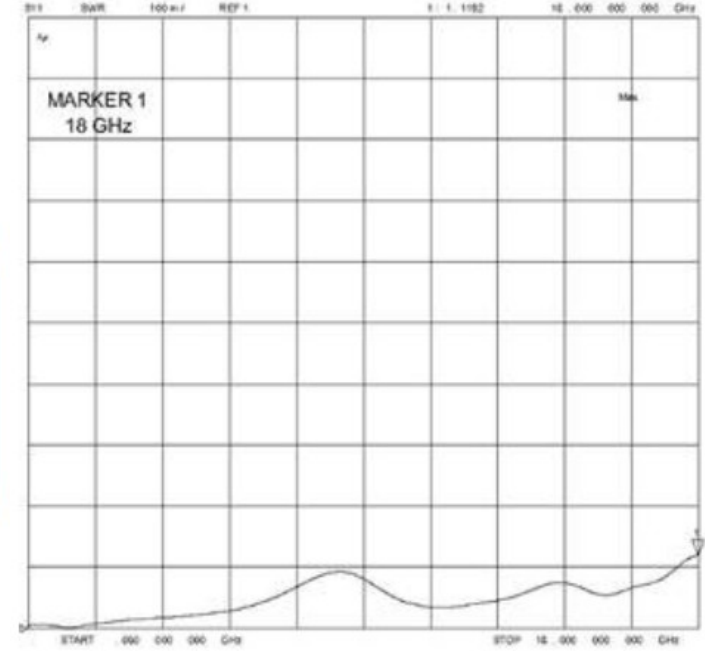
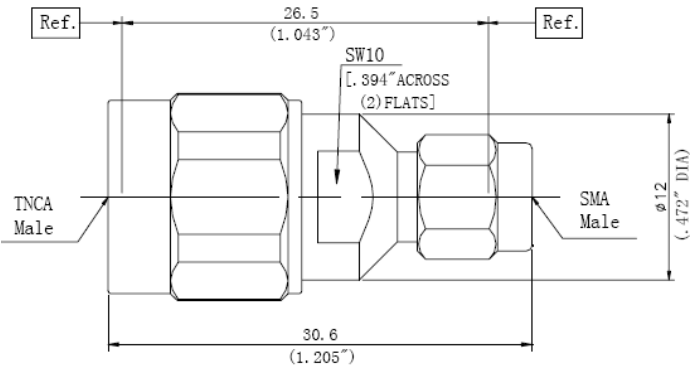



# Coaxial Adapter TNCA Male to SMA Male



2.0 Environment specifications		
2.1	Opt. Temp.	-55°C~+165°C
2.2	Storage Temp.	-60°C~+185°C
2.3	Altitude	45000 ft
2.4	Vibration	10g rms (15 degree 2KHz)
2.5	Humidity	100% RH at 35c, 95%RH at 40 °c
2.6	Shock	20G for 11msc

1.0 Mechanical Specifications		
1.1	TNCA	MIL-STD-348A
1.2	SMA	MIL-STD-348A
1.3	MIL	MIL-G-45204

PN	Frequency (GHz)	Impedance (Ω)	VSWR (max)	Insulate material	Material	Center PIN
RFCAERXMSM	DC-18	50	1.15	PEI&PTFE	Stainless Steel SU303	Brass with Gold plating

PAGE 1 OF 1		DATE	JAN 8 <sup>th</sup> 2003
<small>PROPRIETARY INFORMATION                  THE INFORMATION CONTAINED IN THIS DOCUMENT IS THE PROPERTY OF RF-LAMBDA EXCEPT AS SPECIFICALLY AUTHORIZED IN WRITING BY RF-LAMBDA, THE HOLDER OF THIS DOCUMENT SHALL KEEP ALL INFORMATION CONTAINED HEREIN CONFIDENTIAL AND SHALL PROTECT SAME IN THE WHOLE OR IN PART FROM DISCLOSURE AND DISSEMINATION OF ALL THIRD PARTIES AND SHALL USE SAME FOR OPERATING AND MAINTENANCE PURPOSES ONLY.</small>		DESIGN	RFPC
		RF-LAMBDA	RFPC
		CAD MODEL REVISION	02-1
		ASSEMBLY REVISION	V523
 COAXIAL ADAPTER RFCAERXMSM		ASSEMBLY NAME	RFLVRS4
www.rflambda.com		DRAWING NUMBER	D02-12
RF-LAMBDA	SIZE LT	SHEETS	1 OF 1