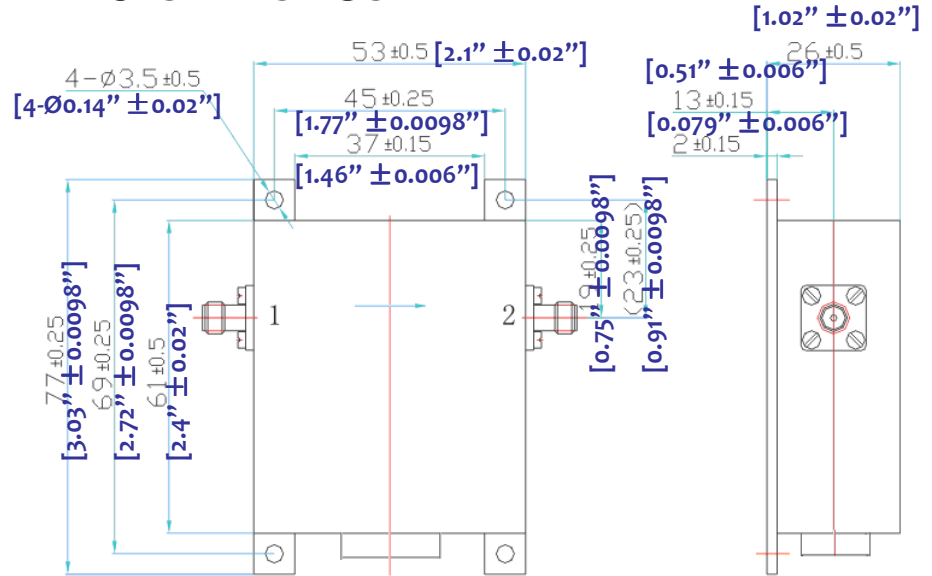
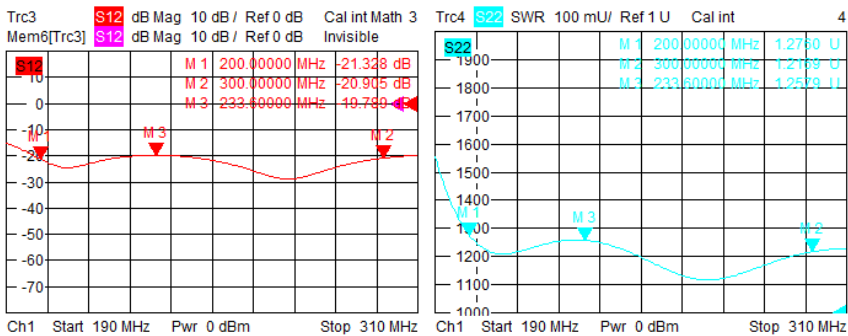
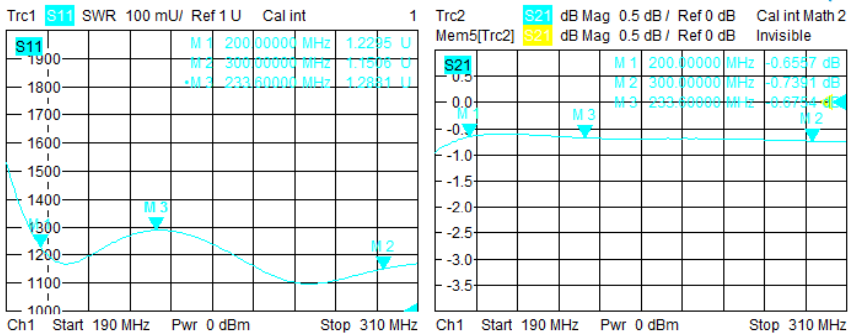


ULTRA WIDE BAND 200-300MHz CIRCULATOR RFLC101M20M30

1.0	Mechanical Specifications	
1.1	Coaxial Connector	SMA-F or N-F
1.2	External Body Finish	Nickle Plated
1.3	Rotation	Clockwise / Counter-clockwise



2.0	Environment specifications	
2.1	Opt. Temp.	-20°C~+70°C
2.2	Storage Temp.	-40°C~+85°C
2.3	Altitude	45000 ft
2.4	Vibration	10g rms (15 degree 2KHz)
2.5	Humidity	100% RH at 35c, 95%RH at 40 deg c
2.6	Shock	20G for 11msec



PN	Frequency (MHz)	Insertion loss (dB)	Isolation (dB) min	VSWR (max)	Forward Power (CW)	Reverse Power (CW)
RFLC101M20M30	200-300	0.8	18	1.35	30	N/A

PAGE 1 OF 1	DATE JAN 8 th 2003
PROPRIETARY INFORMATION THE INFORMATION CONTAINED IN THIS DOCUMENT IS THE PROPERTY OF RF-LAMBDA EXCEPT AS SPECIFICALLY AUTHORIZED IN WRITING BY RF-LAMBDA. THE HOLDER OF THIS DOCUMENT SHALL KEEP ALL INFORMATION CONTAINED HEREIN CONFIDENTIAL AND SHALL PROTECT SAME IN THE WHOLE OR IN PART FROM DISCLOSURE AND DISSEMINATION OF ALL THIRD PARTIES AND SHALL USE SAME FOR OPERATING AND MAINTENANCE PURPOSES ONLY.	DESIGN RFLC RF-LAMBDA RFLC
RFLC101M20M30 ULTRA WIDE BAND CIRCULATOR	CAD MODEL REVISION 02-1 ASSEMBLY REVISION VS23 ASSEMBLY NAME RFLVR54 DRAWING NUMBER D02-12
www.rflambda.com	SIZE LT SHEETS 1 OF 1