

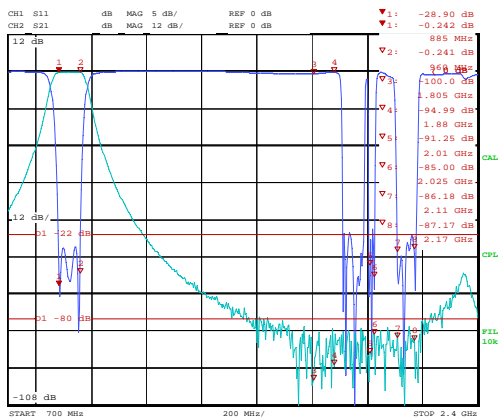


GSM WCDMA TD-SCDMA Frequency Combiner

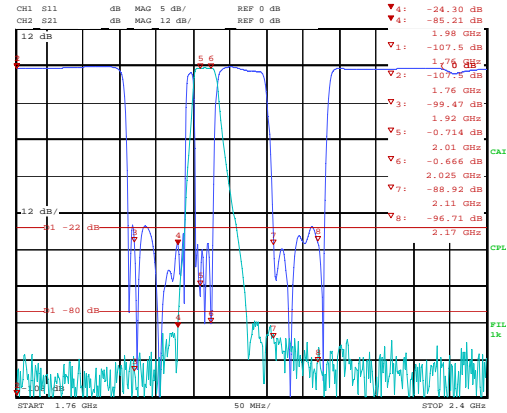
- Compact size and high power handle
- Very high rejection outdoor unit
- Compatible with ITU Standard
- Power Handle: 200W max
- N-Female and SMA-F connector available upon request
- Storage temperature -40~+85C
- Operational Temperature: -30~+75C
- Operating Humidity: 0~90% relative



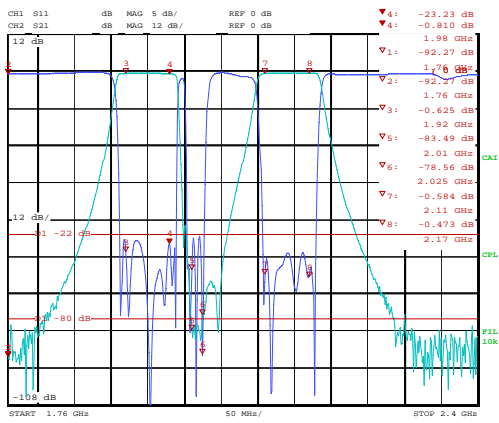
Electrical Specification	
Frequency Range	GSM:885~960MHz; TD-SCDMA:2010~2025MHz; WCDMA:1920~2170MHz
Insertion Loss:	0.4dB@ GSM ;0.8dB@TD-SCDMA max max;0.8dB@WCDMA max;
Pass band Ripple	0.3dB maximum
Return Loss	≤ -20dB
Out band Rejection	>80dB @ GSM ; >80dB @DCSA ; >80dB @ TD-SCDMA



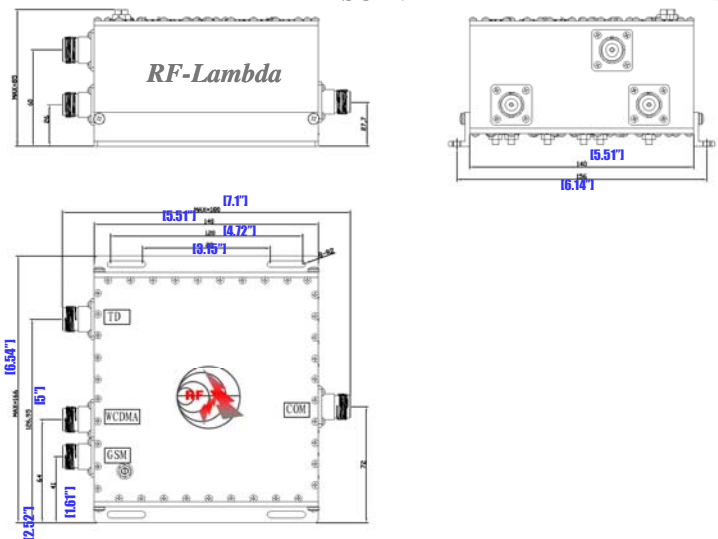
GSM



TD-SCDMA



WCDMA



GSM WCDMA TD-SCDMA FREQUENCY COMBINER RFDUPC8306