

Voltage Control Phase Shifter 4GHz-8GHz



Product Description

RVPT0408GAC is a voltage control phase shifter with a frequency range of 4 to 8GHz.

The phase shifter's adjustment range 180 degrees with phase flatness of ± 8 deg. The insertion loss is 5.5dB with a typical VSWR of 2.5:1.

Phase shifters are devices used to adjust transmission phase in a system. RF-Lambda phase shifters provide low insertion loss, and equal amplitude (or loss) in all phase states.

The working temperature of this product is between - 40°C and + 85°C.

Features

- Wide Band Operation 4-8GHz
- 180° Phase Shift
- Low Insertion Loss and Phase Error
- Single Control Operation

Typical Applications

- Wireless Infrastructure
- Military and Aerospace Applications
- Test Instrumentation
- Radar Systems
- 5G Wireless Communications
- Microwave Radio Systems
- TR Modules
- Research and Development
- Cellular Base Stations

Electrical Specifications (T_A=+25°C)

Parameter	Min	Typ	Max	Units
Frequency Range	4		8	GHz
Phase Range		180		deg
Phase Flatness		± 8	± 15	deg
Insertion Loss		5.5	6.0	dB
Insertion Loss Temperature Coefficient		0.11		dB/ °C
Input VSWR		2.1	2.5	:1
Output VSWR		2	2.5	:1
Input Ip3		30		dBm
Control Voltage	0	10		V
Current		5		mA
Weight		0.025Max.		lbs.
Impedance		50		Ohms
Input / Output Connectors	SMA-Female (Input) – SMA-Female (Output)			
Package	Epoxy Sealed (Standard)			
	Hermetically Sealed (Optional)			

Absolute Maximum Ratings

Parameter	Rating
Bias Voltage	0~ +15V
RF Input Power	+27dBm

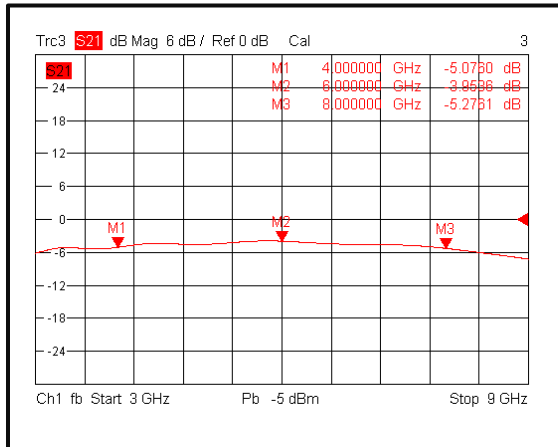
Environmental Specifications and Test Standards

Parameter	Description
Operational Temperature	-40°C to +85°C (Case Temperature)
Storage Temperature	-50°C to +105°C
Thermal Shock	-40°C → +85°C (5 Cycles / 10 hours)
**Random Vibration	MIL-STD-202G Table 214-I, Test Condition Letter C 1.5 Hours Per Axis
High Temperature Burn In	Temperature +85°C for 72 Hours
Shock	1. Weight >20g, 50g half sine wave for 11ms, Speed variation 3.44m/s 2. Weight <=20g, 100g Half sine wave for 6ms, Speed variation 3.75m/s 3. Total 18 times (6 directions, 3 repetitions per direction).
Altitude	Standard: 30,000 Ft (Epoxy Sealed Controlled Environment) Optional: Hermetically Sealed (60,000 ft. 1.0 PSI min)
Hermetically Sealed (Optional)	MIL-STD-883 (For Hermetically Sealed Units)

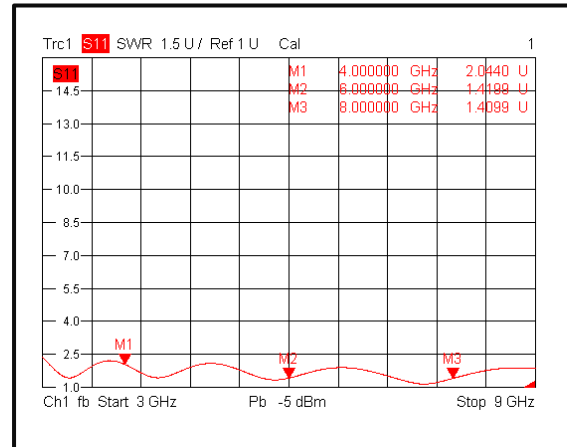
**For vibration testing details please see additional information section.

Typical Performance Plots

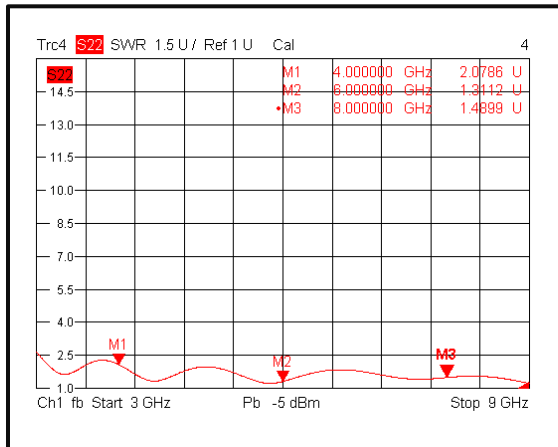
Insertion Loss@+25°C



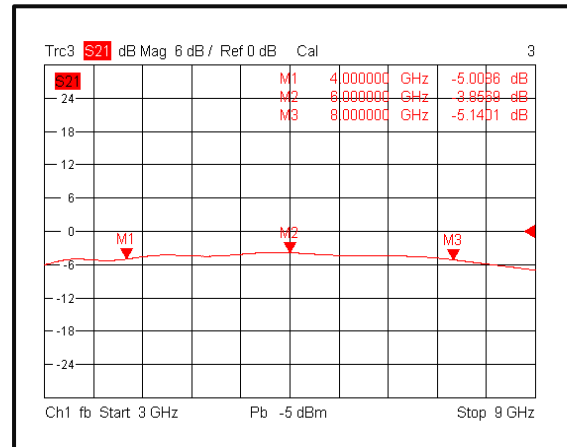
Input VSWR@+25°C



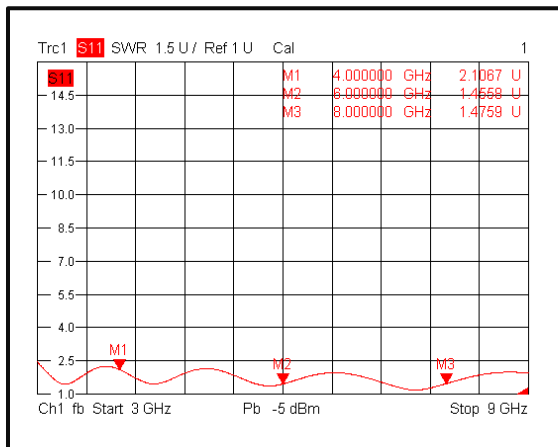
Output VSWR@+25°C



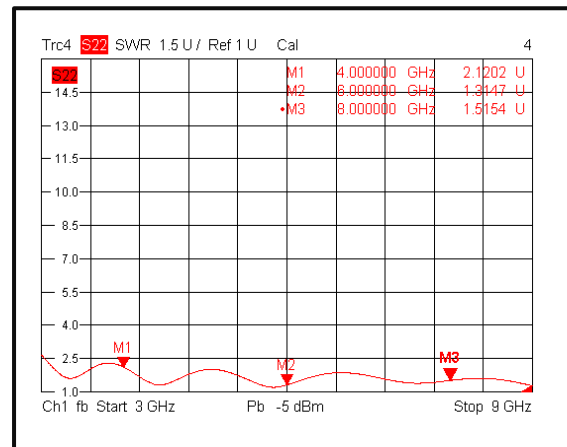
Insertion Loss@-40°C



Input VSWR@-40°C

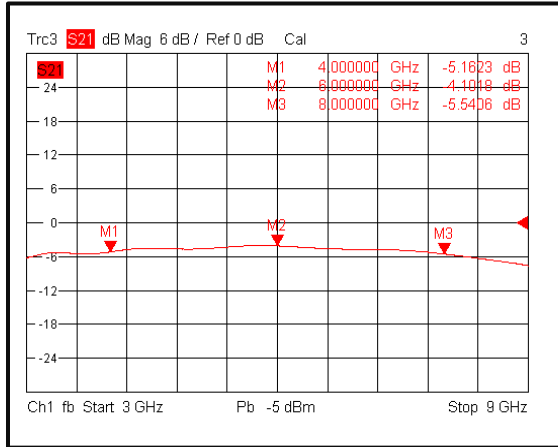


Output VSWR@-40°C

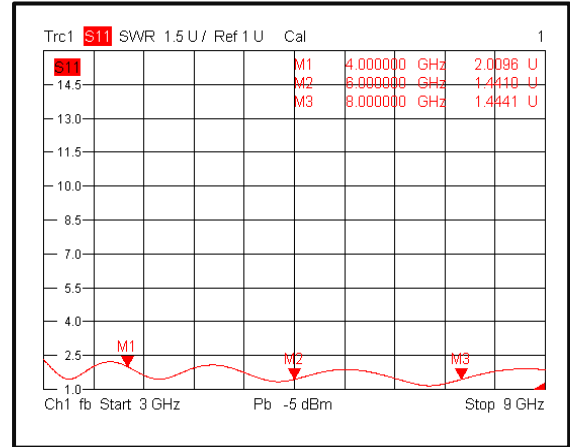


Typical Performance Plots

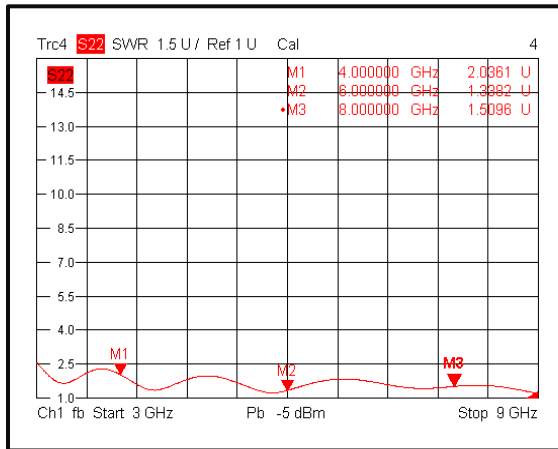
Insertion Loss@+85°C



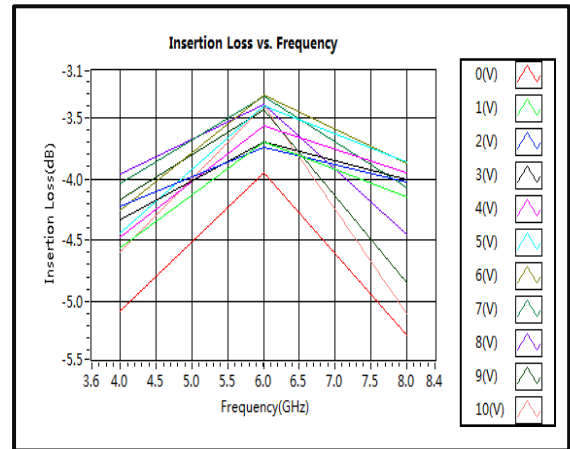
Input VSWR@+85°C



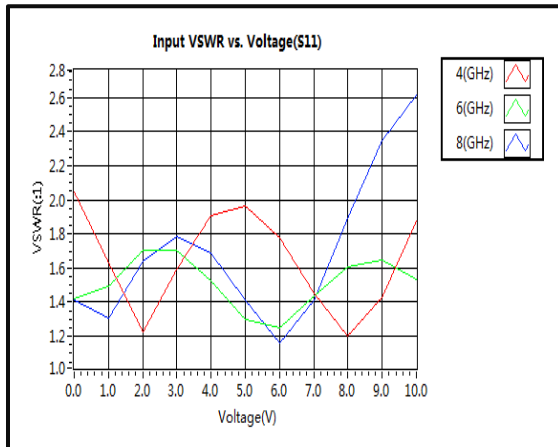
Output VSWR@+85°C



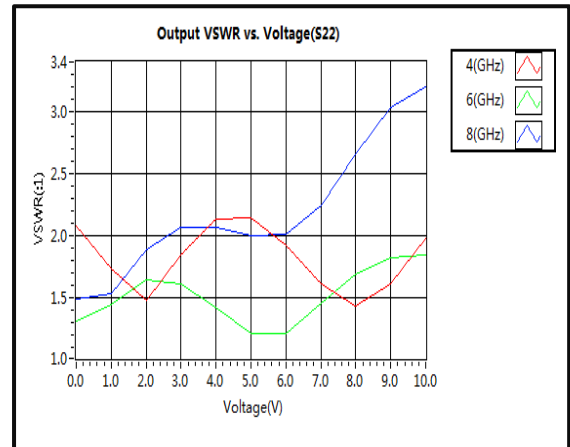
Insertion Loss vs. Frequency



Input VSWR vs. Voltage(s11)

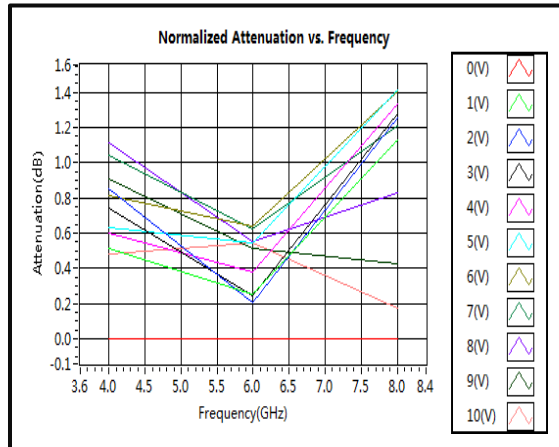


Output VSWR vs. Voltage(s22)

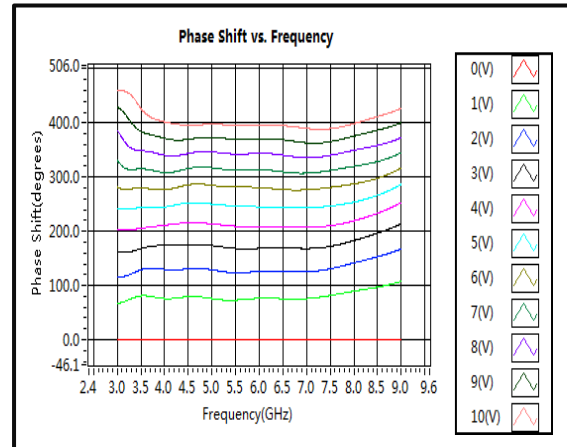


Typical Performance Plots

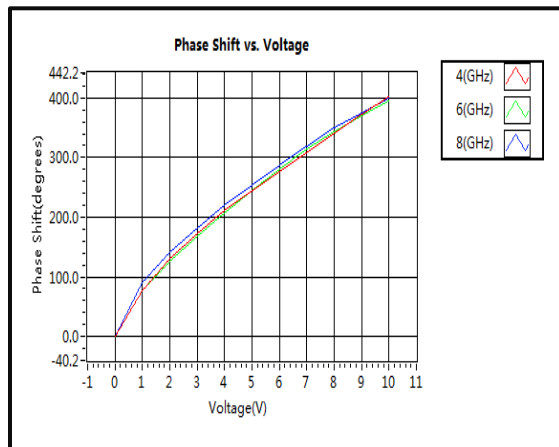
Normalized Attenuation vs. Frequency



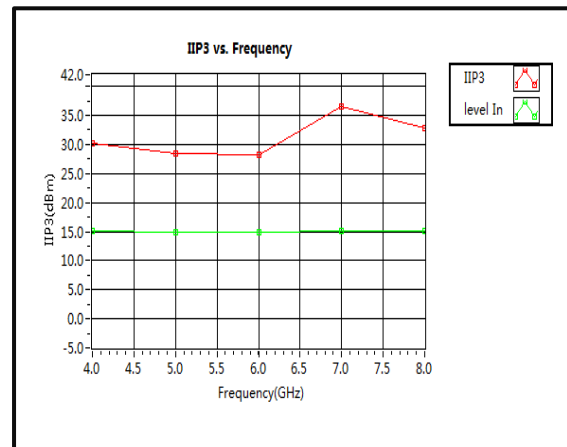
Phase Shift vs. Frequency



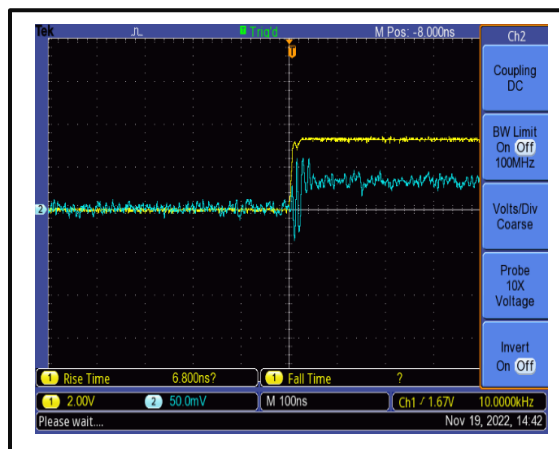
Phase Shift vs. Voltage



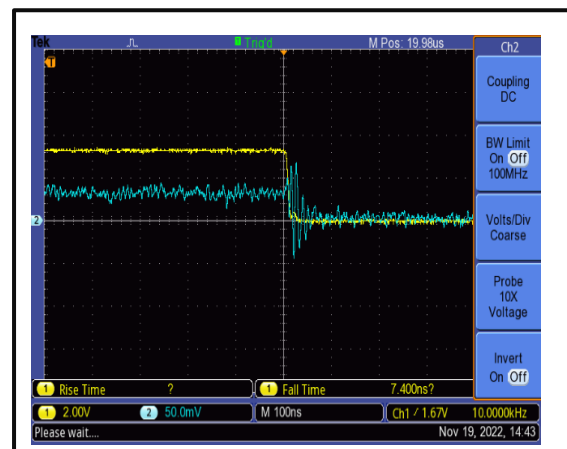
IIP3



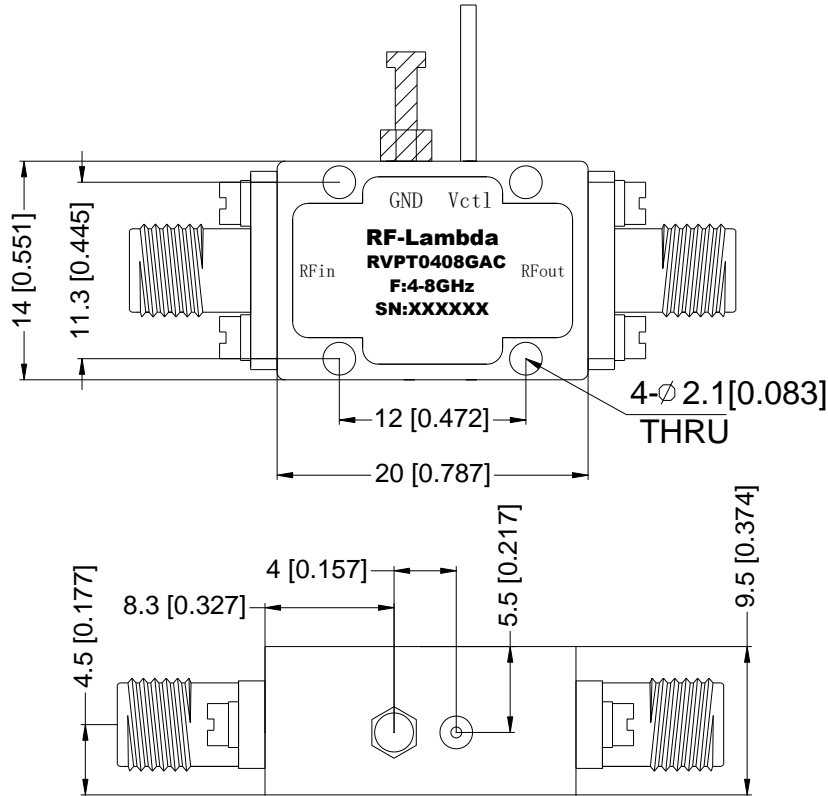
Speed



Speed

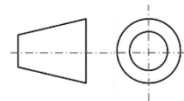


Outline Drawing



Notes:

1. Package Material: Aluminum
2. Finish: Gold Plated
3. All dimensions are in millimeters [inches].
4. Housing Tolerances ± 0.1 [0.004] unless otherwise specified.
5. Standard torque wrench must be used to secure RF connectors.



Additional Information

Documentation	Webpage
ESD Policy	https://rflambda.com/pdf/rflambda_esd_control.pdf
Connector Torque Specifications	https://www.rflambda.com/pdf/Torque_Specifications.pdf
Random Vibration Test Standard	https://www.rflambda.com/pdf/rflambda_random_vibration_MIL-STD-202G.pdf

Ordering Information

Part Number	Modification	Description
RVPT0408GAC	Standard	4GHz-8GHz Voltage Control Phase Shifter

Important Notice

The information contained herein is believed to be reliable. RF-Lambda makes no warranties regarding the information contained herein. RF-Lambda assumes no responsibility or liability whatsoever for any of the information contained herein. RF-Lambda assumes no responsibility or liability whatsoever for the use of the information contained herein. The information contained herein is provided "AS IS, WHERE IS" and with all faults, and the entire risk associated with such information is entirely with the user. All information contained herein is subject to change without notice. Customers should obtain and verify the latest relevant information before placing orders for RF-Lambda products. The information contained herein or any use of such information does not grant, explicitly or implicitly, to any party any patent rights, licenses, or any other intellectual property rights, whether with regard to such information itself or anything described by such information. RF-Lambda products are not warranted or authorized for use as critical components in medical, life-saving, or life sustaining applications, or other applications where a failure would reasonably be expected to cause severe personal injury or death.