



### 10W Power Amplifier 32GHz~38GHz

- High output power
- Aerospace and military application
- High Peak to average handle capability
- High Linearity and low noise figure
- All specifications can be modified upon request



Parameter	Min	Typ	Max	Units
Frequency Range	32 ~ 38			GHz
Gain	35	40	48	dB
Gain Flatness		±5		dB
Gain Variation Over Temperature (-45 ~ +55C)		±3		dB
Input Return Loss		10		dB
Output Return Loss		15		dB
Output Power For 1dB Compression (P-1dB)		37		dBm
Output Power For 3dB Compression (P-3dB)		38		dBm
Saturated Output Power (Psat)		39.6		dBm
Power Supply Voltage	110/220			VAC
Isolation S12		40		dB
Input Max Power (no damage)	Psat - Gain			dBm
Weight	50			lbs
Impedance	50			Ohms
Input /Output Connector	2.92 mm - Female			
Finishing	Black Painted Finish			
Material	Aluminum/copper			

\* P1dB, P3dB and Psat power testing signal: 200µs pulse width with 10% duty cycle.

\* For average CW power testing on increased duty cycle, a 5dB back off from Psat is required unless water/oil cooling system is applied

RF Microwave System 10W High Power Wide Band Power Amplifier 32-38GHz



# RF-LAMBDA

The power beyond expectations

## RAMP32G38GB

RF Microwave System 10W High Power Wide Band Power Amplifier 32-38GHz

Absolute Maximum Ratings	
Supply Voltage	110/220 VAC
RF Input Power (RFIN) Pin_max = Psat - Gainsat	Psat – Gain
Storage Temperature (°C)	-50 to +125

Note: Maximum RF input power is set to assure safety of amplifier. Input power may be increased at own risk to achieve full power of amplifier. Please reference gain and power curves.

Biasing Up Procedure	
Step 1	Connect input and output with 50 Ohm source/load. ( in band VSWR<1.9:1 or >10dB return loss)
Step 2	Connect AC plug
Step 3	Flip switch to “ON” position
Power OFF Procedure	
Step 1	Flip switch to “OFF” position
Step 2	Remove AC plug
Step 3	Remove RF connection

Environmental Specifications	
Operational Temperature (°C)	-45 ~ +55 (Case Temperature must be less than 55°C at all times)
Altitude	30,000 ft. (Epoxy Sealed Controlled environment)
	60,000 ft. 1.opsi min (Hermetically Sealed Un-controlled environment) ( Optional )
Vibration	25g RMS (15 degrees 2KHz) endurance, 1 hour per axis
Humidity	100% RH at 35c, 95%RH at 40°C
Shock	20G for 11msec half sine wave, 3 axis both directions

Note: The operating temperature for the unit is specified at the package base. It is the user’s responsibility to ensure the part is in an environment capable of maintaining the temperature within the specified limits

Ordering Information	
Part No.	Description
RAMP32G38GB	32GHz~38GHz Power Amplifier

### Amplifier Use

Ensure that the amplifier input and output ports are safely terminated into a proper 50 ohm load before turning on the power. Never operate the amplifier without a load. A proper 50 ohm load is defined as a load with impedance less than 1.9:1 or return loss larger than 10dB relative to 50 Ohm within the specified operating band width.

#### Power Supply Requirements

Power supply must be able to provide adequate current for the amplifier. Power supply should be able to provide 1.5 times the typical current or 1.2 times the maximum current (whichever is greater).

In most cases, RF-Lambda amplifiers will withstand severe mismatches without damage. However, operation with poor loads is discouraged. If prolonged operation with poor or unknown loads is expected, an external device such as an isolator or circulator should be used to protect the amplifier.

Ensure that the power is off when connecting or disconnecting the input or output of the amp.

Prevent overdriving the amplifier. Do not exceed the recommended input power level.

Adequate heat-sinking required for RF amplifier modules. Please inquire.

Amplifiers do not contain Thermal protection, Reverse DC polarity or Over voltage protection with the exception of a few models. Please inquire.

Proper electrostatic discharge (ESD) precautions are recommended to avoid performance degradation or loss of functionality.

#### What is not covered with warranty?

Each of RF-Lambda amplifiers will go through power and temperature stress testing. Due to fragility of the die, IC or MMIC, those are not covered by warranty. Any damage to those will NOT be free to repair.

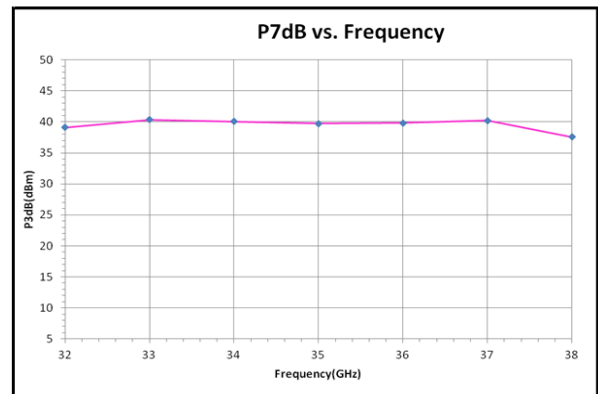
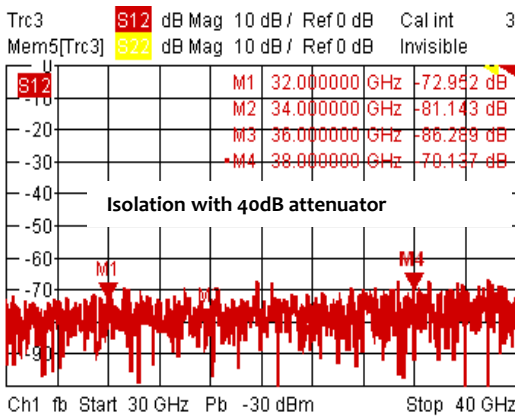
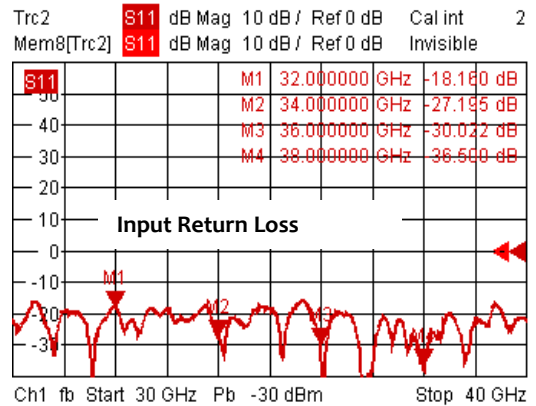
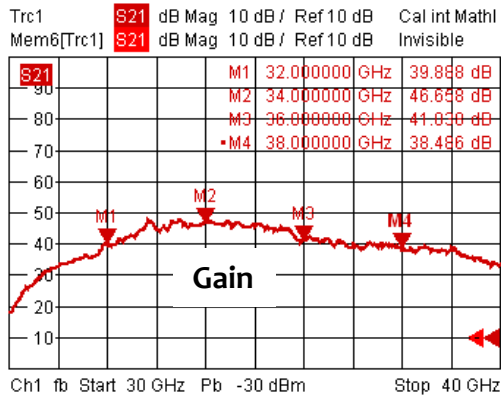


# RF-LAMBDA

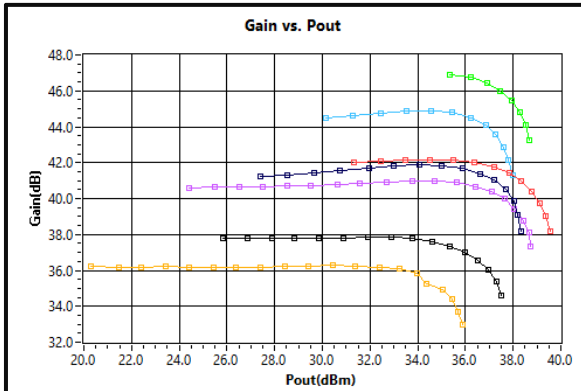
The power beyond expectations

RAMP32G38GB

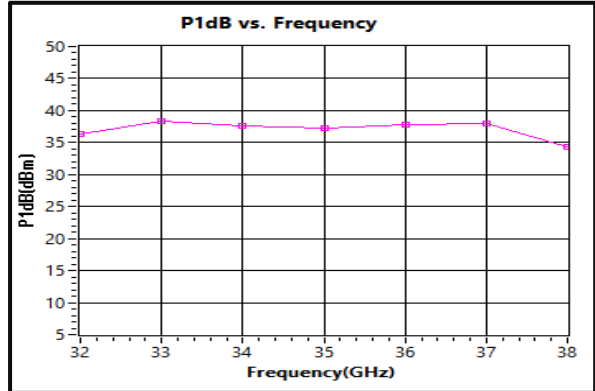
RF Microwave System 10W High Power Wide Band Power Amplifier 32-38GHz



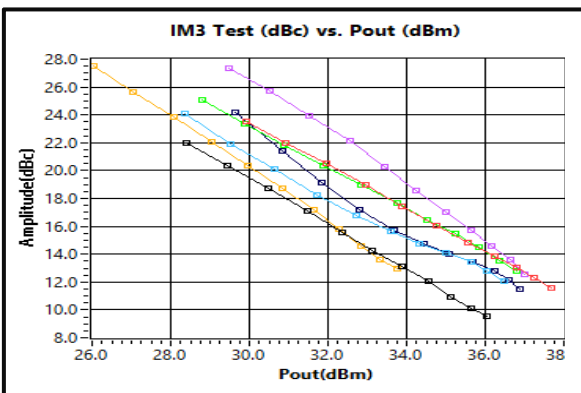
## Gain vs. output power



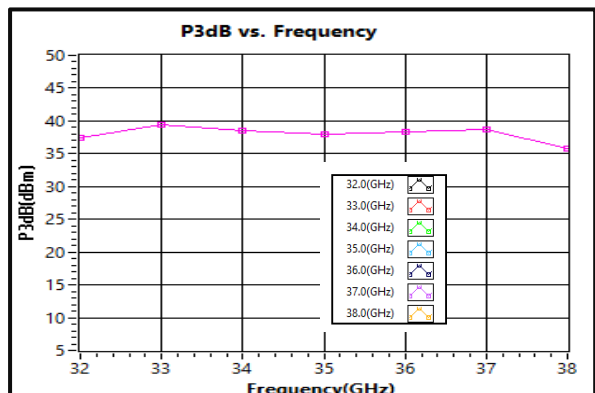
## P1dB vs. Frequency



## IM3 vs. Pout



## P3dB vs. Frequency





# RF-LAMBDA

The power beyond expectations

RAMP32G38GB



## Important Notice

The information contained herein is believed to be reliable. RF-Lambda makes no warranties regarding the information contained herein. RF-Lambda assumes no responsibility or liability whatsoever for any of the information contained herein. RF-Lambda assumes no responsibility or liability whatsoever for the use of the information contained herein. The information contained herein is provided "AS IS, WHERE IS" and with all faults, and the entire risk associated with such information is entirely with the user. All information contained herein is subject to change without notice. Customers should obtain and verify the latest relevant information before placing orders for RF-Lambda products. The information contained herein or any use of such information does not grant, explicitly or implicitly, to any party any patent rights, licenses, or any other intellectual property rights, whether with regard to such information itself or anything described by such information.

RF-Lambda products are not warranted or authorized for use as critical components in medical, life-saving, or life sustaining applications, or other applications where a failure would reasonably be expected to cause severe personal injury or death.

RF Microwave System 10W High Power Wide Band Power Amplifier 32-38GHz